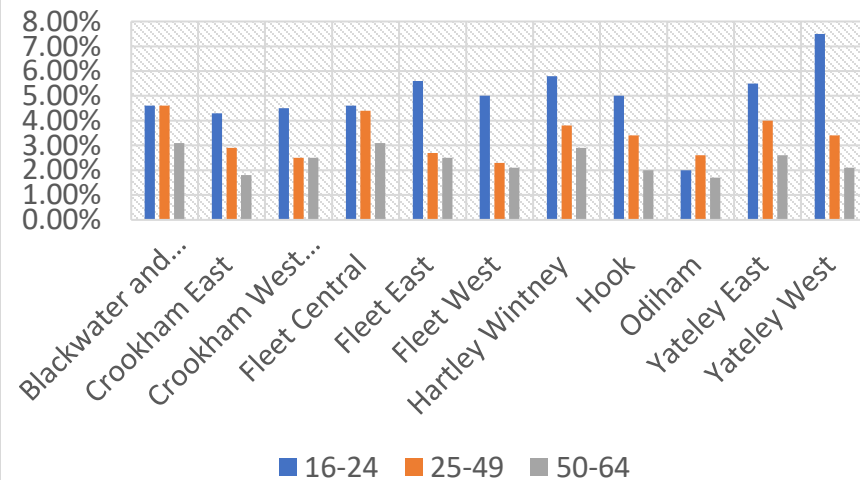


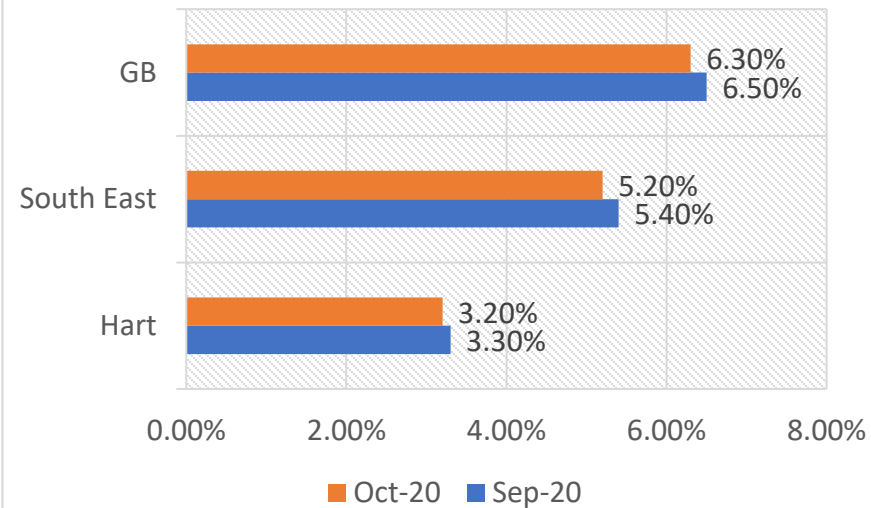
## Monthly Change from September to October

- Observations – small change from September with general reduction in numbers claiming.
- Table 1: In September, the highest age group of unemployment was 16-24, with Yateley West having the highest % at 7.5%. For October data, this is the same again at 7.5%. The 16-24 age bracket is recording the highest unemployment % in the district.
- Table 2: There was a decrease in the number of unemployed claimants aged 16+ in October compared to September.
- Table 3: Blackwater and Hawley ward had the highest % of unemployed male claimants with 4.8% - the same as in September. Blackwater and Hawley ward also had the joint-highest proportion of unemployed female claimants at 3.5%, the same as Fleet Central.

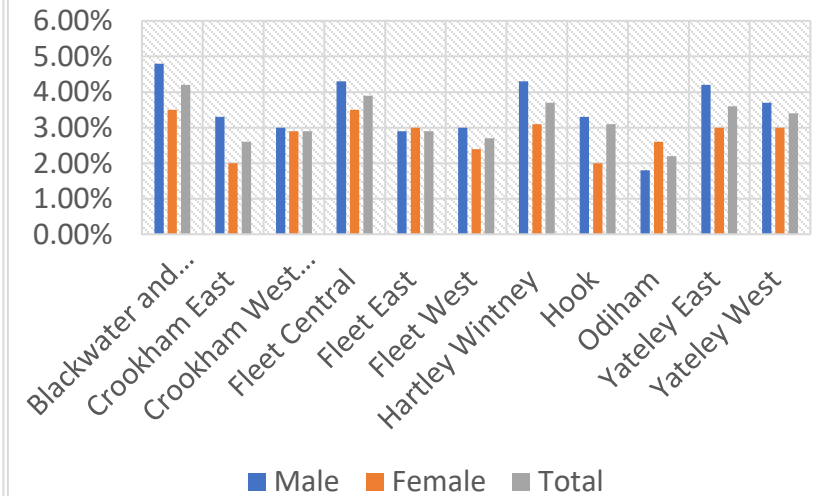
**Table 1: Unemployed claimants October 2020 by Ward and age group (16-64)**



**Table 2: Unemployed Claimants 16+**



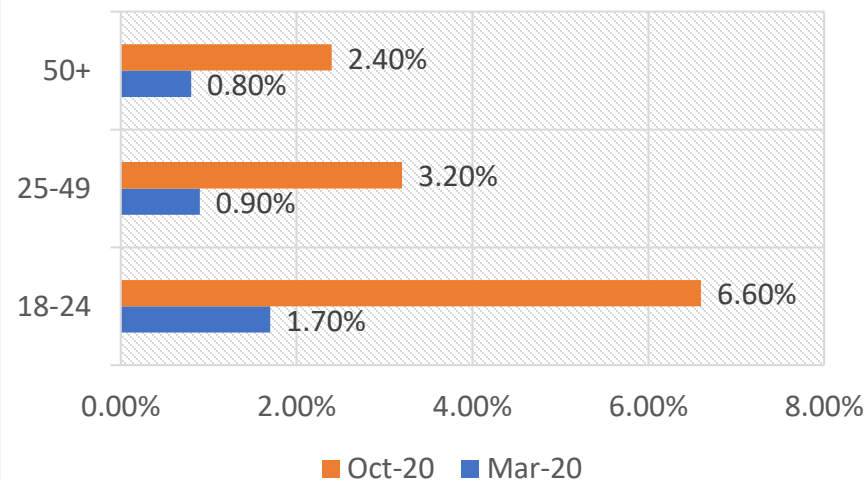
**Table 3: Unemployed Claimants October 2020 by Ward and Sex**



## Comparison of UC data between March and October

Overall, Hart has seen a 258% increase in universal credit claimants between March 2020 and October 2020 (compared to 158% for Hampshire) so although rates are the lowest in Hampshire, the increase is the largest across LAs.

**Table 4: UC claimant data comparison March to October 2020 by age group**



## Increase from March to October

- 18-24 saw an 305% increase
- 25-49 saw an 269% increase
- 50+ saw a 213% increase

## Monthly Changes to Accounts from Business Rates:

The Business Rates records will show accounts that have been closed and opened. This does not indicate if the Company has shut down due to lack of business or if they have moved elsewhere in the Country. Key points from October's data:

- A total of 28 changes
- 7 Occupied properties are now empty
- 21 changes of addresses
- A new independent business has occupied a property

## NEET Information

At the end of September 2020, Hart had less than 5 NEET individuals aged 16-17 years old.

- 16-24 years old UC rate 6.7%
- 24-49 years old UC rate 3.4%
- 50+ years old UC rate 2.5%

This is not unique to Hart and is the same nationally.

- Shows the importance of promoting the kickstart scheme