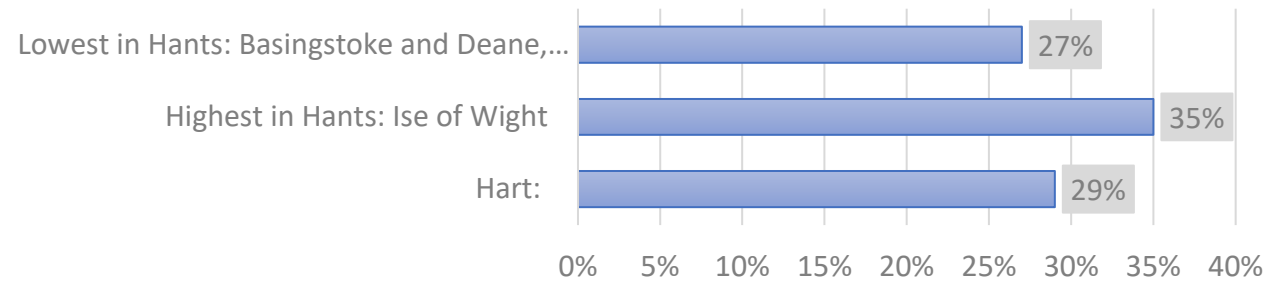
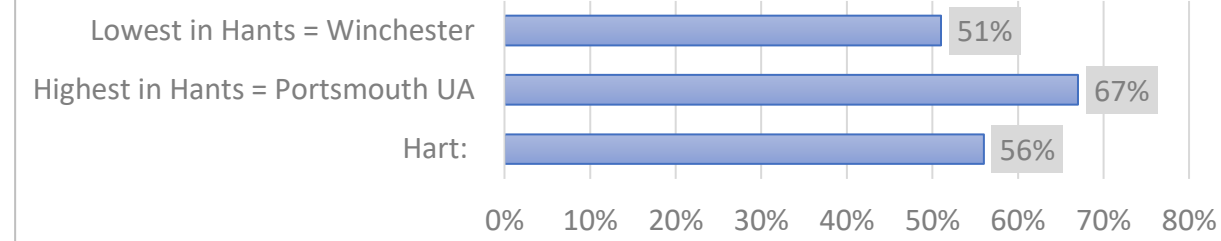


**Table 1: Coronavirus Job Retention Scheme (CJRS) take up rate %, furlough claims received up to 31 July 2020**



# Hart's Economic Dashboard: October 2020

**Table 2: Self Employed Income Support Scheme (SEISS) claim take up rate % – claims received up to 31 August 2020**

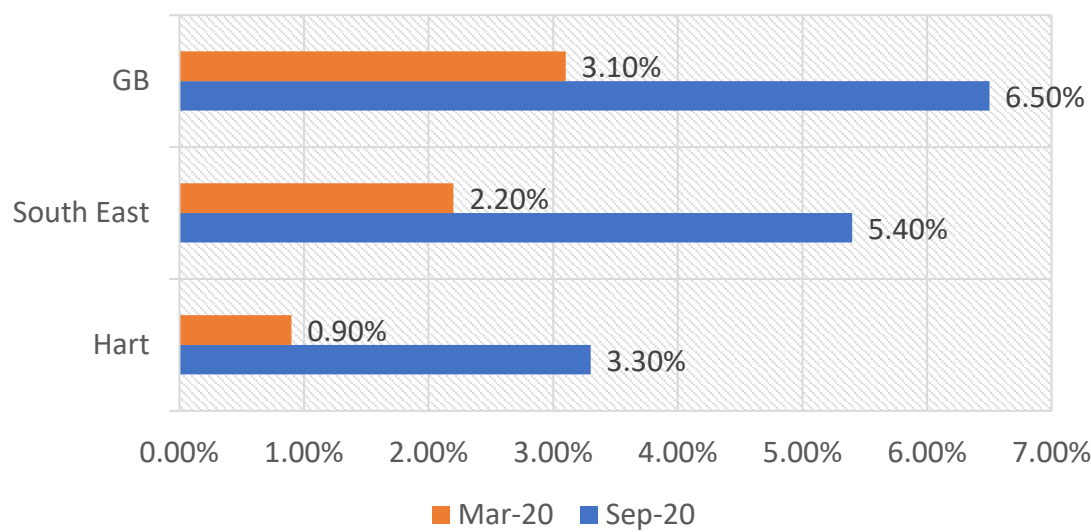


**Figure 1. Local area job vacancies changes since crisis began**

Highest in Hants: Hart -56%  
 Lowest in Hants: Isle of Wight +24%  
 Hants county average: -43%

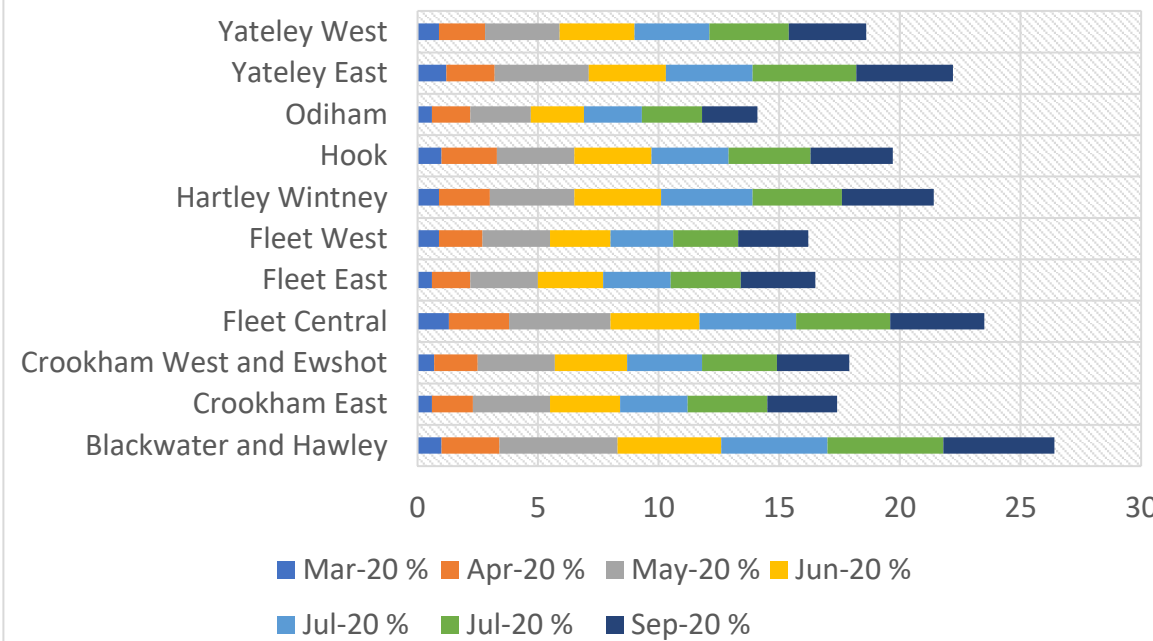
**Table 3: The percentage of unemployed claimants for Hart was 3.3%, which means there has been a 3.7x increase in the number of unemployed claimants for Hart. The South East region has seen a 2.5x increase and GB has seen a 2.1x increase in the number of unemployed claimants. This means Hart is experiencing a greater increase compared to regional and country levels.**

**Table 3: Unemployed Claimants 16+**



**Table 4: The overall UC claimant number has decreased slightly from last month. However, it is still significantly higher than pre-covid (276% higher than March 2020 levels) Hart's UC % rate is 3.3% compared with 4.4% for Hampshire and 6.5% UK, and is still the lowest across Hampshire.**

**Table 4: Universal Credit Claimant comparisons for March to July 2020**

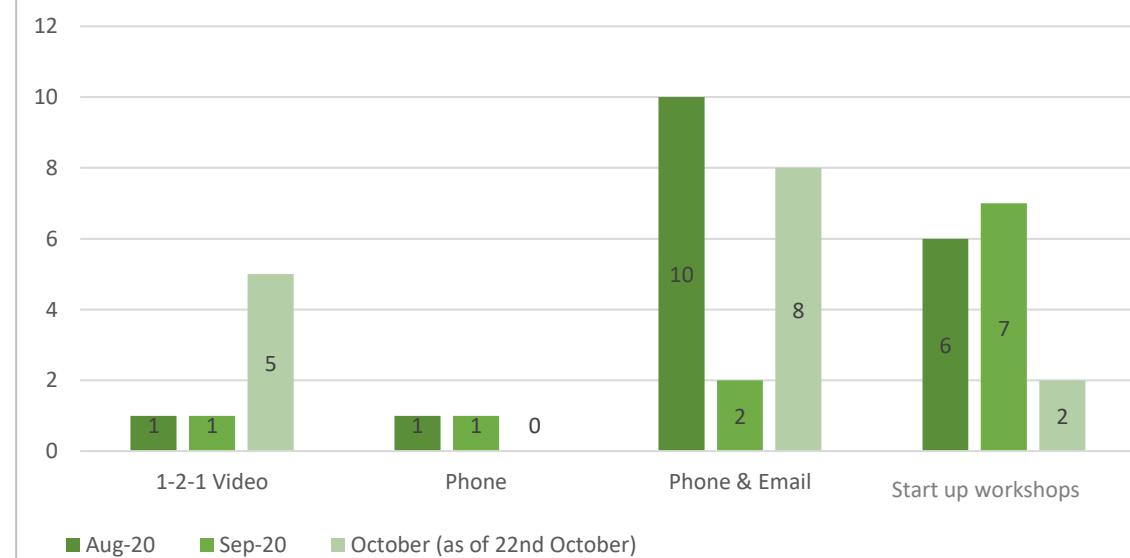


**Table 5: Free business support service via Enterprise South from August to 22 October. A total of 48 people/businesses have used this service. This is a 400% increase since August - October 2019, which saw 10 uses of the service.**

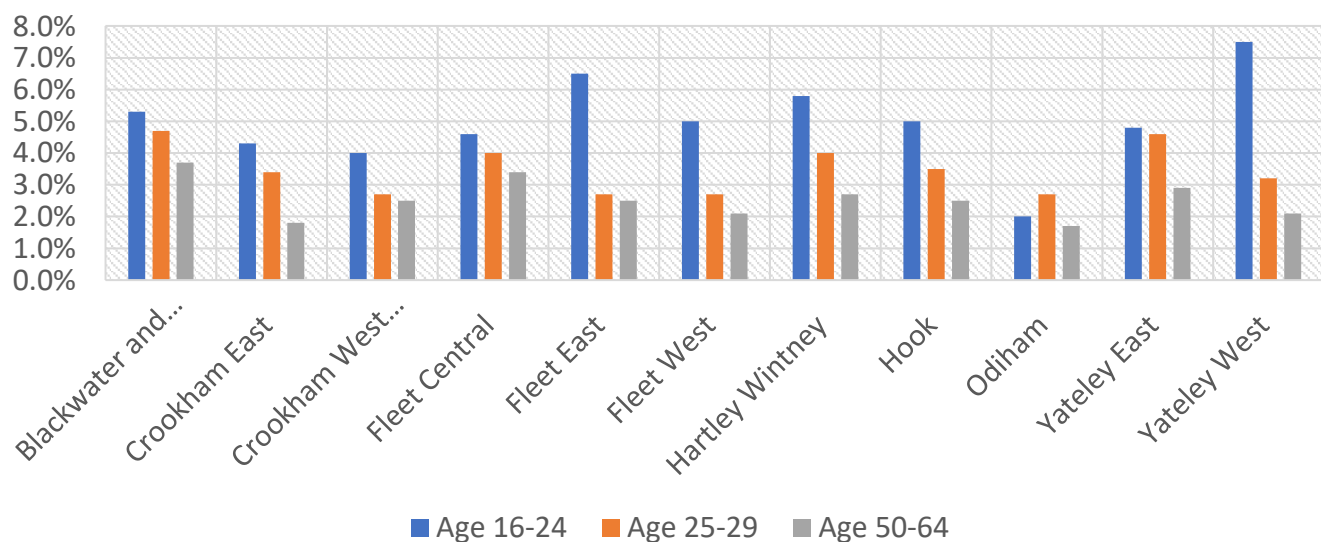
**Figure 2. Local area job vacancies changes year-on-year change (Sep-19 to Sep-20)**

Highest in Hants: Hart -73%  
 Lowest in Hants: Isle of Wight +79%  
 Hants county average: -42%

**Table 5: Number of people/businesses in Hart District using the free business service via Enterprise South**



**Table 6: Unemployed Claimants September 2020 by Ward and Age Group**



**Table 6:** The highest age group of unemployment is 16-24, with Yateley West having the highest % at 7.5%. Blackwater and Hawley ward has the highest amount of unemployment for each age group throughout the district.

**Table 7:** The highest unemployed claimants for males was in Blackwater and Hawley ward with 5.2%, and for females was also Blackwater and Hawley ward with 3.9%.

**Table 7: Unemployed Claimants September 2020 by Ward**

