



**Hart District Council**  
**Playing Pitch Strategy 2015 to 2032**  
**Final Report – July 2016 Amendment**



## CONTENTS

<b>1: Introduction - Brief, Scope, Vision and Aims</b>	<b>3</b>
<b>2: Summary of Key Findings and Issues</b>	<b>10</b>
<b>3: Scenario Testing</b>	<b>26</b>
<b>4: Policy Recommendations</b>	<b>28</b>
<b>5: Action Plan</b>	<b>32</b>
<b>6: Summary</b>	<b>44</b>

### **Appendices: Assessment of Need Reports**

<b>Appendix A:</b>	<b>Assessment of Need - Cricket</b>
<b>Appendix B:</b>	<b>Assessment of Need - Football</b>
<b>Appendix C:</b>	<b>Assessment of Need – Hockey</b>
<b>Appendix D:</b>	<b>Artificial Grass Pitch Analysis</b>

## 1. Introduction – Brief, Scope, Vision and Aims.

### 1.1 Why the Strategy Has Been Developed

With the changes to national planning policy and the notable changes to Hart in terms of population growth and housing development, the Council are currently developing their Local Plan and gathering the full evidence base for all services and provision across a wide range of opportunities and constraints within Hart.

The new Open Space, Sport and Recreation Study will form an essential component of the emerging Local Plan and requisite Infrastructure Delivery Plan. As such, this Playing Pitch Strategy is an essential element of the emerging evidence base setting out a robust, evidence based review of the sporting and investment needs for Hart.

Sport England's Assessing Needs and Opportunities Guide (ANOG) for Indoor and Outdoor Sports Facilities provides the recommended approach to undertaking a robust assessment of need for indoor and outdoor sports facilities to meet the requirements of the Government's NPPF which states that:

*'Access to high quality open spaces and opportunities for sport and recreation can make an important contribution to the health and well-being of communities. Planning policies should be based on robust and up-to-date assessments of the needs for open space, sports and recreation facilities and opportunities for new provision. The assessments should identify specific needs and quantitative or qualitative deficits or surpluses of open space, sports and recreational facilities in the local area. Information gained from the assessments should be used to determine what open space, sports and recreational provision is required.'* (NPPF, Paragraph 73)

This Playing Pitch Strategy follows the specific Playing Pitch Strategy methodology (as detailed below in Section 1.4) to ensure full compliance with national planning policy and paragraph 73 in particular.

Hart District Council has a long tradition of supporting sport and physical activity participation amongst residents and visitors. The Council recognises that sport and leisure facilities are essential components of the district's built infrastructure which both drive and respond to growth, change and improvement across Hart.

The specific drivers for the strategy came from each of the parties making up the Playing Pitch Steering Group and are shown in Figure 1.1

**Figure 1.1: Specific Drivers for the Strategy**

Local Authority Drivers			
<ul style="list-style-type: none"> <li>○ Health, fitness and physical activity</li> <li>○ Community wellbeing in line with housing growth</li> <li>○ Valid in planning terms</li> <li>○ Delivery of social and physical infrastructure to support a minimum of 4,000 homes (from May 2014 – March 2032)</li> <li>○ Draft Local Plan (to be agreed in 2016)</li> </ul>			
Cricket Drivers	Football Drivers	Hockey Drivers	Rugby Drivers
<ul style="list-style-type: none"> <li>○ Addressing a decline in participation using different initiatives and increasing access to the game.</li> <li>○ Supporting youth provision which is strong in Hampshire</li> <li>○ Retention of adult cricket, supporting clubs to retain existing players.</li> <li>○ Supporting clubs with growing numbers e.g. Hook CC.</li> <li>○ Supporting multi use provision / sites and improved relations with other sports.</li> </ul> <p><b>Data from the ECB's National Cricket Playing Survey 2014 and 2015 shows an overall decline in participation nationally of 7%. This strategy should help to address this decline at a local level</b></p>	<ul style="list-style-type: none"> <li>○ Retention and growth of teams.</li> <li>○ Retention of adult football (traditional and informal).</li> <li>○ More opportunities for informal and different forms of the game.</li> <li>○ Need for 3G AGPs to provide for more flexible formats of the game.</li> </ul> <p><b>There are 120+ adult football teams in the area and it is important that the strategy should help with the retention of traditional adult football.</b></p>	<ul style="list-style-type: none"> <li>○ Retention and growth of teams.</li> <li>○ Addressing the latent demand for hockey due to the lack of quality facilities.</li> <li>○ Addressing the migration of players outside the District as well as the need to improve opportunities for hockey within Hart</li> </ul> <p><b>The PPS should assist in reviewing any potential opportunities to work with football on any new developments within Hart.</b></p>	<ul style="list-style-type: none"> <li>○ Establish club rugby in Hart with the emergence of Hook and Odiham RFC</li> <li>○ Encourage community use of schools and MOD based pitches, e.g. Lord Wandsworth College and RAF Odiham</li> </ul> <p><b>The PPS should assist in reviewing facilities to facilitate further development of rugby in Hart.</b></p>
Sport England Drivers			
<ul style="list-style-type: none"> <li>○ To support the assessment of need against planning applications.</li> <li>○ To see the PPS translated into Council policy and influence future decisions to protect playing field sites.</li> <li>○ To determine future need for outdoor sport provision.</li> </ul>			

### 1.2 The Extent of the Study Area

The extent of the study area is the Hart District Council boundary. It was originally agreed by the Steering Group that data would be collected on the basis of three areas: North East (B), South East (C) and West (A) and subject to any key differences, then decide whether presentation of the data and conclusions would be against these three areas, or presented for the District as a whole. The Steering Group concluded that this would be the latter, apart from the Assessment of Need Reports (see Appendix A, B and C) which would still reflect the Sub-Areas.

Whilst the analysis of Sub Areas are dealt with on a sport specific basis in the appendices to assist with local planning and more local sporting needs, all future needs, planning applications and developments will be however, be reviewed on a District wide basis.

## Housing and Growth

Hart District's close proximity to London and its connectivity to the whole of the south region provides continued opportunities for housing and population growth. From its most recent Strategic Housing Market Assessment (SHMA), it predicts housing growth of a minimum of 4,000 homes from May 2012 to March 2032.

The detailed breakdown by population by age group is shown in Figure 1.2 below. It should be noted that the figures for 2011 differ from those published by ONS, because as explained in the SHMA, an adjustment to the published ONS figures available at the time were made to allow for unattributed population change and employment growth.

**Figure 1.2 Projected population growth in Hart**

Age group	PROJ 5 (SNPP (updated)) population change 2011 to 2032 – Hart			
	Population 2011	Population 2032	Change in population	% change from 2011
0-4	5,687	5,773	86	1.5%
5-15	12,693	14,837	2,144	16.9%
16-29	13,207	14,269	1,062	8.0%
30-44	19,606	20,646	1,040	5.3%
45-64	25,247	27,108	1,861	7.4%
65-74	8,566	11,584	3,018	35.2%
75-84	4,783	8,358	3,575	74.7%
85+	1,873	5,412	3,539	188.9%
<b>Total</b>	<b>91,662</b>	<b>107,986</b>	<b>16,384</b>	<b>17.8%</b>

Source: Hart District Council, July 2015

Figure 1.2 shows that the projected population for Hart is set to increase by 17.8% between 2011-2032. Any future sports facility developments will need to take this into account. An important element of this could be a new settlement in Winchfield which potentially could include between 4,000- 5,000 homes in total (noting some of which would be delivered post 2032).

### 1.3 The Vision and Objective

The strategy will form a blueprint for outdoor sport provision and management, nurturing traditional forms of team games and providing opportunities for each sport to work together to develop new forms of their games and new ways of providing facilities to meet changing social trends.

The strategy, in line with the emerging Local Plan will look ahead to 2032. However, the site specific action plans will look forward five years. Sport England advocates that best practice for the strategy is that it will be a live document with the data reviewed on an annual basis.

### 1.4 The Approach to Developing the Strategy

The approach and methodologies adopted align with Sport England's Playing Pitch Strategy Guidance (October 2013 and updates as at 03/03/2014 [www.sportengland.org/facilities-planning/planning-for-sport/planning-tools-and-guidance/playing-pitch-strategy-guidance/](http://www.sportengland.org/facilities-planning/planning-for-sport/planning-tools-and-guidance/playing-pitch-strategy-guidance/)) tailored to the study area as set out below.

The strategy aims to be robust, based on local needs and deliverable. This objective is assured by adhering to the 'ten steps' advocated in the current Sport England Playing Pitch Strategy Guidance (October 2013) as per Figure 1.3.

**Figure 1.3: Ten Stage Approach**



Stage A - Step 1: Prepare and tailor the approach

Stage B - Step 2: Gather supply information and views  
- Step 3: Gather demand information and views

Stage C - Step 4: Understand the situation at individual sites  
- Step 5: Develop the current and future pictures of provision  
- Step 6: Identify the key findings and issues

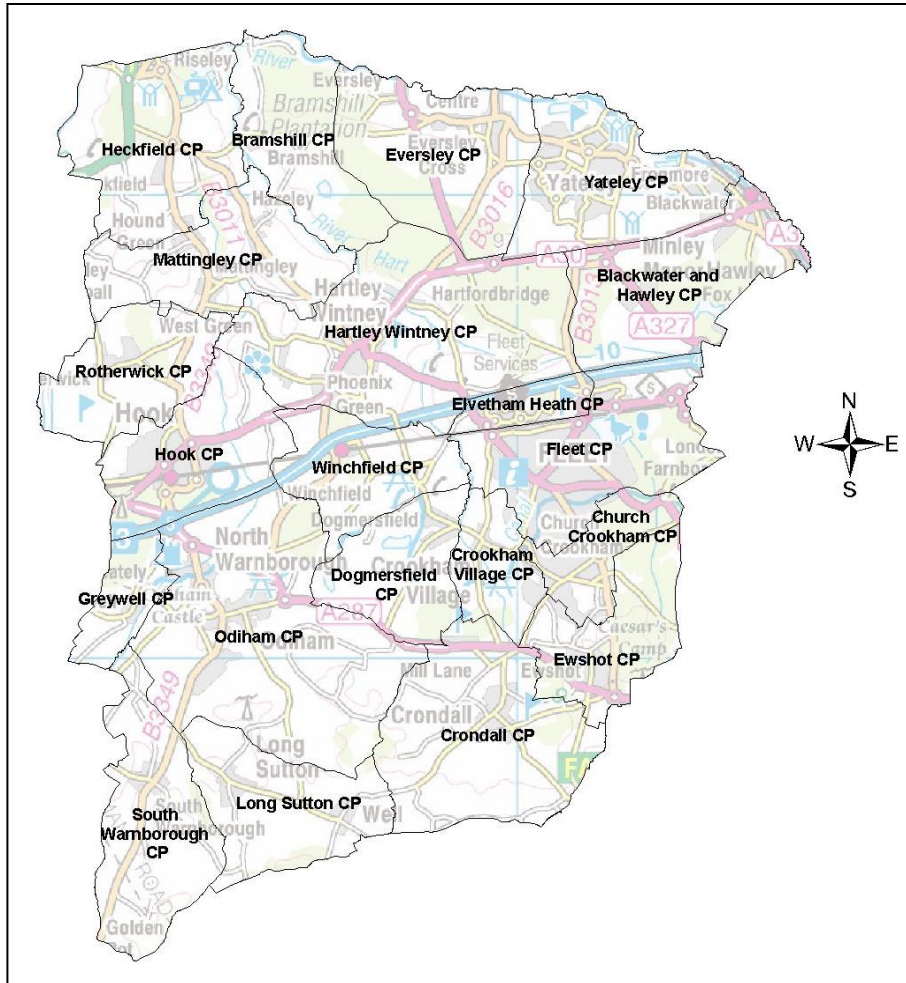
Stage D - Step 7: Develop the recommendations and action plan  
- Step 8: Write and adopt / agree the strategy

Stage E - Step 9: Apply and deliver the strategy  
- Step 10: Keep the strategy robust and up to date.

### **1.5 Tailoring the Approach - What makes the study area different?**

Hart is a predominately rural district which is situated in North Hampshire; the largest settlements include Fleet, Yateley, Blackwater and Hook and the district as a whole is bisected by the M3 motorway. There are 18 parishes (see Figure 1.4). Hart's neighbouring local authority areas are: Basingstoke and Deane, East Hampshire, Waverley, Rushmoor, Surrey Heath, Bracknell Forest, Wokingham and West Berkshire.

Figure 1.4: Hart Parish Boundaries 2010



Around half the population lives within the two main urban areas of Fleet (population of around 32,000) and Yateley (population around 21,000).

Hart District Council is committed to improving the quality of life for all of its communities. Evidence from Sport England shows that increasing participation in sport and physical activity can help to reduce health inequalities, spur economic growth and energise community engagement.

A number of key statistics highlight the importance of sport and physical activity nationally with further indication below of how this impacts on the residents of Hart.

- **17% of deaths are caused by inactivity.** International comparison shows physical inactivity is a greater cause of death nationally than in almost every other economically comparable country.
- **£7.4bn** is the estimated figure that **physical inactivity costs the national economy** in healthcare, premature deaths and sickness absence.
- **£1,760 - £6,900 can be saved** in healthcare costs **per person** by taking part in sport.
- **£20.3bn was contributed to the English economy** in 2010 through sport and sport-related activity.
- **29% increase in numeracy levels** can be achieved by underachieving young people who take part in sport.
- **£7.35 is the estimated return on investment for every £1 spent** on sports for at-risk youth through, for example, reducing crime and anti-social behaviour.
- The **cost of inactivity for Hart is estimated at £1.3million per year.**
- **1 in 5 of all people in Hart (19.8%) are inactive.**

Alongside the health related factors, Sport England have also highlighted the economic value of sport for Hart. Headline figures include:

- **Gross Value Added for Sports Participation in Hart totals £19.4million per year** – this covers subscription fees, equipment and sportswear.
- **Gross Value Added for non-participation related sport totals £4.2million** – including spectator sports and subscriptions.
- **The total value of the industry to Hart** across both participation and non-participation activities totals **£23.6million**.

(Source: Sport England Local Sports Date – Mini Sport Profiles October 2014).

The key issues specific to the study area which have an impact on the supply of and demand for pitches are mainly related to the social and economic make-up of the District. These in turn affect the supply of and demand for pitches. Figure 1.5 shows the key areas that Steering Group consider that make the study area different.

**Figure 1.5: Key Areas that Make the Study Area different**

Local Authority			
<ul style="list-style-type: none"> <li>○ High affluence, high standard of education, highly engaged in sports</li> <li>○ Mobile community, with a high number of Hart’s working population commuting into London or elsewhere for work</li> <li>○ Large number of sports clubs with high levels of income and are very sustainable</li> <li>○ High proportion of affluent females with a propensity to participate in sport for health and fitness</li> <li>○ Relatively high participation in sport, as well as high propensity to play sport</li> </ul>			
Cricket	Football	Hockey	Rugby
<ul style="list-style-type: none"> <li>○ Good coaching opportunities for Hampshire Cricket</li> <li>○ A number of well-established and well organised clubs.</li> <li>○ More leagues represented in Hart than other neighbouring local authorities</li> <li>○ Dedicated indoor cricket school in Eversley</li> </ul>	<ul style="list-style-type: none"> <li>○ Above national average for football youth participation.</li> <li>○ A number of well-established and well organised clubs.</li> </ul>	<ul style="list-style-type: none"> <li>○ Potential growth area for hockey based on population and latent demand.</li> <li>○ Recent back to hockey programme has been very successful.</li> <li>○ Lack of facilities for league hockey leading to migration of players outside of Hart.</li> </ul>	<ul style="list-style-type: none"> <li>○ Emerging opportunities for establishing a new club at Hook &amp; Odiham.</li> <li>○ New opportunities would need to be considered either at new sites or current sites for rugby.</li> </ul>

**1.6 Tailoring the Approach - How does the population participate?**

Participation trends are changing with growing demand for less traditional forms of the game beginning to emerge national and locally. However the majority of participation remains currently in the traditional forms of the game for Football, Cricket and Hockey. Growth in small sided football and successful Hockey programmes in Hart have seen demand rise in some different variations of the sport. Figure 1.6 shows how the population participates in Hart.



**Figure 1.6: How the Sports Participate in Hart**

Cricket	Football	Hockey	Rugby
<ul style="list-style-type: none"> <li>○ Strong youth participation, but clubs and league indicates a big post 15 drop off.</li> <li>○ 41 adult teams (male &amp; female) regularly play home league cricket on pitches in the District on Saturdays, and approximately six teams play home league or friendly matches on Sundays and occasional midweek games.</li> <li>○ In the 2015 season there are 66 junior boys and eight junior girls' cricket teams playing cricket regularly in the District.</li> <li>○ Sunday leagues are in decline and may be addressed through a shorter version of the game (T20 Sunday 6 a side games).</li> </ul>	<ul style="list-style-type: none"> <li>○ In 2014/15 Hart had a total of <b>239</b> teams which play in the District.</li> <li>○ Of the <b>238</b> teams operating in Hart, <b>44 (18%)</b> were adult male teams, <b>96 (40%)</b> were male youth teams (all 9v9 and 11v11 formats) and <b>98 (42%)</b> are Mini-Soccer teams (5v5 and 7v7– including 1 girls Mini-Soccer).</li> <li>○ There were <b>7</b> girls youth team and <b>4</b> ladies team.</li> <li>○ The number of teams <b>increased by six</b> teams overall in Hart from season 2013/14.</li> <li>○ Overall, <b>football participation in Hart is higher for Youth and mini soccer and slightly lower for adult football</b> in comparison to national averages.</li> </ul>	<ul style="list-style-type: none"> <li>○ Hart has four hockey clubs based in the District.</li> <li>○ <b>Fleet &amp; Ewshot Hockey Club</b> has four men's and three women's teams, one mixed and seven junior sides.</li> <li>○ <b>Yateley Hockey Club</b> has 10 Adult and nine Junior (U6 to U18)</li> <li>○ Both these clubs currently play all their matches outside the District.</li> <li>○ <b>Alton HC</b> (three men's sides, two ladies' sides, one mixed and nine junior sides) and <b>Warlock vets</b> (one men's side) use Lord Wandsworth College (noting this is a club from outside of Hart DC).</li> <li>○ Women's and youth hockey is area of most growth.</li> <li>○ There is demand for informal midweek versions of hockey (however, existing AGPs are mainly occupied by football).</li> </ul>	<ul style="list-style-type: none"> <li>○ With the emerging club only just starting in Hart focus on driving up participation is on introductory programmes to encourage participation in other versions of the game, e.g. Touch Rugby Programmes.</li> </ul>

**1.7 Tailoring the Approach - Which pitch sports to include?**

The Steering Group agreed that the sports to be included in the strategy are football, hockey and cricket. Within these sports, the strategy seeks as far as is practicable to include consideration of all forms of play whether:

- Club and league based (formal) play and training (including indoor nets for cricket),
- Less formal programmed forms of the respective sports (e.g. turn up and play 'products' such as Rush Hockey, Mash Up Football, Last Man Standing, Cage Cricket) and
- Un-programmed play by groups of residents, workers, students out of school.

Whilst a detailed Assessment of Need has not been undertaken for rugby, due to there not being any established clubs based in the District, the current development of a new team and future provision of growth has been included in the strategy.

**1.8 Management and Delivery**

The development of the strategy has been managed by the Hart Playing Pitch Strategy Steering Group comprising representatives from The England & Wales Cricket Board, Hampshire Cricket Board, The Football Association, Hampshire County Football Association, England Hockey, Rugby Football Union, Sport England, officers of Hart District Council and Continuum Sport & Leisure Ltd, the consultants appointed to co-ordinate the strategy development to the point of the recommendations and action plan (i.e. Steps 1 to 7 as detailed in paragraph 1.4 above).

## 2. Summary of Key Findings and Issues (from Stages B & C)

The key findings of detailed Assessment of Need studies for the four major playing pitch sports played in the Hart District are summarised in this Section. The detailed Assessment of Need reports of findings (covering Stages B & C of Sport England's Playing Pitch Strategy Guidance) are appended as follows:

- Appendix A: Cricket
- Appendix B: Football
- Appendix C: Hockey

There are no rugby clubs based in Hart therefore no appendix has been detailed. The position of rugby union in the District is however, covered in this Section.

This Section provides an overall summary of supply, planned and proposed changes to supply, current and latent demand covering the following leading questions as part of the Playing Pitch Strategy methodology.

- What are the main characteristics of the current supply of and demand for provision?
- Is there enough accessible and secured community use provision to meet current demand?
- Is the provision that is accessible of sufficient quality and appropriately maintained?
- What are the main characteristics of the future supply and demand for provision?
- Is there enough accessible and secured community use provision to meet future demand?
- What is the overall quality level?

**What are the main characteristics of the current supply of and demand for provision?**

**Current supply of grass pitch playing field sites** in Hart District is summarised in the Figure 2.1 below:

**Figure 2.1: Current Supply**

Sites	Cricket	Football	Hockey	Rugby
Secured sites	11	20	0	0
Unsecured sites	5	13	5*	8**
Disused sites	0	0	1	1***
<b>TOTAL - 68</b>	<b>16</b>	<b>33</b>	<b>5</b>	<b>8</b>

\* Includes AGPs used for multiple sports

\*\* Includes five school sites, two MOD sites & one Leisure Club

\*\*\* Former Bramshill Police Training College

There are current supply issues for the strategy regarding hockey where there is reliance on sites outside of the District where community access is not secure. Plans are in place to address these for both clubs in the District.

**Current supply of grass playing pitches** is summarised in Figure 2.2 below:

**Figure 2.2: Current Supply Grass Pitches**

Grass Pitches	Cricket	Football	Rugby
Senior pitches	30	33	9
Youth pitches (9v9 & 11v11)	N/A	29	1
Mini pitches (5v5 & 7v7)	N/A	16	0
<b>TOTAL - 117</b>	<b>30</b>	<b>78</b>	<b>10</b>

For football, there are supply issues for the strategy to consider in relation to access to sufficient youth and Mini-Soccer pitches. This is particularly an issue for football as evidenced by the comparison of pitch supply (by pitch size) to teams (by age group) playing in the District in Figure 2.3 below:

**Figure 2.3: Football Pitches**

	Pitch Supply		Football Teams	
Senior (over 18)	34	41%	44	18%
Youth (U11 - U18) 9v9 & 11v11 pitches	30	37%	96	40%
Mini-Soccer U7 - U10 5v5 & 7v7 pitches	18	22%	98	42%
<b>TOTAL</b>	<b>82</b>	<b>100%</b>	<b>238</b>	<b>100%</b>

In particular, it is striking that Mini-Soccer teams (aged U10) comprise 42% of all existing football teams based in Hart whilst Mini-Soccer pitches (5v5 and 7v7) make up just 20% of current pitch supply.

**Current supply of artificial grass pitches and non-turf cricket wickets** is summarised in Figure 2.4 below:

**Figure 2.4: AGPs and NTPs**

AGPs/NTPs	Cricket NTPs	Football	Hockey	Rugby
Full size	16	4	0	0
Under sized for adult league play	n/a	3	5*	
<b>TOTAL 28</b>	<b>16</b>	<b>7</b>	<b>5</b>	<b>0</b>

\* Two of which are also included in football

Supply issues for artificial playing surfaces include the high proportion of AGPs that are under-sized for adult league football (43%) and hockey and the impact on hockey of only one full size AGP pitch suitable for hockey in the District - Lord Wandsworth College.

According to the 'Strategic Assessment of need for AGP Provision in Hart District Council' (April 2015 FPM National Run Profile Report) shown in Figure 2.5, in comparison with other local authorities in Hampshire, Hart is undersupplied with AGPs. This is considered in more detail later on within the strategy.

**Figure 2.5: Sport England FPM Supply per 10,000 Population**

Supply	England	South East	Hart	Basingstoke & Deane	East Hants	Rushmoor
Supply – pitches per 10,000 of the population	0.36	0.41	0.32	0.17	0.59	0.52

**Main Characteristics of current supply and demand**

<b>Cricket</b>	<p>Overall, there are sufficient cricket pitches in the District to meet current demand.</p> <p>The District is home to several large and successful cricket clubs with good quality pitch and ancillary facilities and an active cricket development group.</p> <p>There has been significant recent investment in pitches and further investment is planned at Eversley Sports Association.</p> <p>This facility and coaching infrastructure ensures that overall, there is a good level of opportunities for residents of Hart to learn and play cricket at all ages, both males and females.</p> <p>An issue for the strategy is how best to respond to growth in demand for free to access facilities to play informal forms of the game. This is a growing feature of cricket demand nationally.</p> <p>None of the cricket clubs based in Hart has expressed current plans for growth in adult teams. The NGB considers that the main source of growth in the game</p>
----------------	---

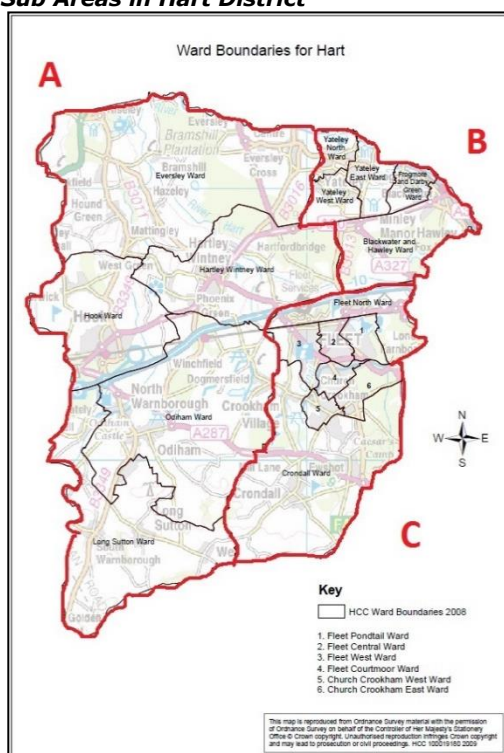


		<p>in Hart will be in informal forms of game driven by growth in the size of the young population in particular. Significant levels of growth in junior cricket in the District will require more schools to support the game and provide open access to grass pitches on their playing fields.</p>
	<p><b>Football</b></p>	<p>Overall, in terms of quantity, there is sufficient accessible and secured community use provision to meet current and (known) future demand for football in the District as a whole (based on known population increases). Whilst current supply broadly meets current demand for traditional forms of adult league football, there are a number of displaced Hart based clubs that play their home matches in neighbouring boroughs. Fleet Spurs Youth is the most significant of these displaced clubs.</p> <p>In line with the national picture, the number of men's senior league teams has declined slightly in the last three seasons. However, there are significant pressures on demand for access to good quality adult pitches at peak times, and there is evidence from the club survey returns that the lack of spare capacity of good quality pitches is restricting clubs from growing the number of teams.</p> <p>Demand for access to youth and Mini-Soccer pitches is already high and continues to grow as evidenced by the survey returns of clubs indicating plans for up to a further 21 youth boys, 16 youth girls and 23 Mini-Soccer teams necessitating more access to suitable pitches - whether grass or 3G - particularly on Saturday and Sunday mornings. Where feasible, this additional capacity is needed on clubs' home sites to support their financial sustainability.</p> <p>New provision for youth football is needed to meet this increasing demand.</p> <p>The assessment of need also supports the case for provision of one more 3G AGP in Hart District of suitable specification for league competition. Where possible, investment in new or enhanced 3G facilities should be directed to multi pitch sites. On site management is key to this so that sporting value is maximised and revenues from the 3G AGP can be readily recycled into maintenance regimes and equipment to sustain the quality of the grass pitches.</p>
	<p><b>Hockey</b></p>	<p>There is evidence from the two clubs of unmet and latent demand. Yateley Hockey Club has identified potential to grow one additional senior men's team, one senior women's team, one junior boys and one junior girl's teams.</p> <p>Similarly, Fleet &amp; Ewshot Hockey Club has plans to create four new teams (one boys, one girls) and two more senior teams (one men, one women).</p> <p>It is most likely that all of the additional peak time demand that would result from this planned growth could be accommodated at the two planned league compliant AGPs at Eversley Sports Association and Calthorpe Park School, (the latter being primarily for schools use with potential for "overspill" use and subject to satisfactory accessibility arrangements).</p> <p>For junior hockey development within the District, there would be sufficient capacity at these two new pitches to meet demand in the short and medium term, but both clubs will still rely on using facilities out of the District for competition in particular given the specification for Calthorpe School AGP.</p> <p>The additional supply that would result from these projects would not be sufficient to cater for displaced demand from other neighbouring boroughs.</p>
	<p><b>Rugby</b></p>	<p>At the start of the Playing Pitch Strategy process, there were currently no rugby union clubs in Hart. The RFU had identified that there were viable options for junior activity in Basingstoke / Chineham / Farnborough / Aldershot / Alton that they would promote before initiating a new club. The School Games Organiser (SGO) for North East Hants includes Hart Schools in their competition/festival programme which many of the primary and secondary</p>

schools compete in. As a result, the RFU support the delivery of volunteer coaches from both Farnborough RFC and Aldershot & Fleet RFC in the county to help recruitment to their junior sections.

Currently, the RFU are working on a request for a new senior club in the District (Hook & Odiham RFC) who will need to fulfil a minimum of 12 games before being accepted into a league. The club is predominantly made up of forces players based at RAF Odiham, topped up with some other local residents. Whilst they currently train and play at Lord Wandsworth College, they utilise the changing rooms at the nearby cricket club, a more permanent home will be required should they be accepted into the league and then expand.

**Figure 2.6 Distribution of Sub Areas in Hart District**



## Football Provision

### Sub Area A: West Area

(Wards: Eversley, Hartley Wintney, Hook, Odiham and Long Sutton)

There are 14 public grass football pitches in Sub Area A, the smallest number of any of the Sub Areas with only 17% of the total supply of pitches. Sub Area A is also geographically the largest area and has a population broadly equivalent to Sub Area B, which has nearly three times as many pitches. There are 1,500 adult males for every adult grass football pitch in Sub Area A. This reflects the essentially town based nature of football provision in Hart and that only two of the nine school sites are in Sub Area A.

### Sub Area B: North East area

(Wards: Yateley North, Yateley West, Yateley East, Frogmoor & Darby Green and Blackwater & Hawley)

Sub Area B has 37 of the 82 public grass football pitches, 45% of the total supply. This Sub Area has four of the nine schools, together with the major hubs at Eversley Sports Association (ESA) and Sean Devereux Park. Although it has the majority of pitches, this Sub Area has just under half of the population of Sub Areas A and C. There are 272 adult males for every adult grass football pitch in Sub Area B.

**Sub Area C: South East area**

*(Wards: Fleet Pondtail, Fleet Central, Fleet West, Fleet Courtmoor, Church Crookham West and Church Crookham East)*

This Sub Area has 31 grass football pitches and includes Calthorpe Park in Fleet and a number of local sites with two or more pitches (e.g. Cody Sports & Social Club on the district boundary with Rushmoor). There are 267 adult males for every adult grass football pitch in Sub Area B.

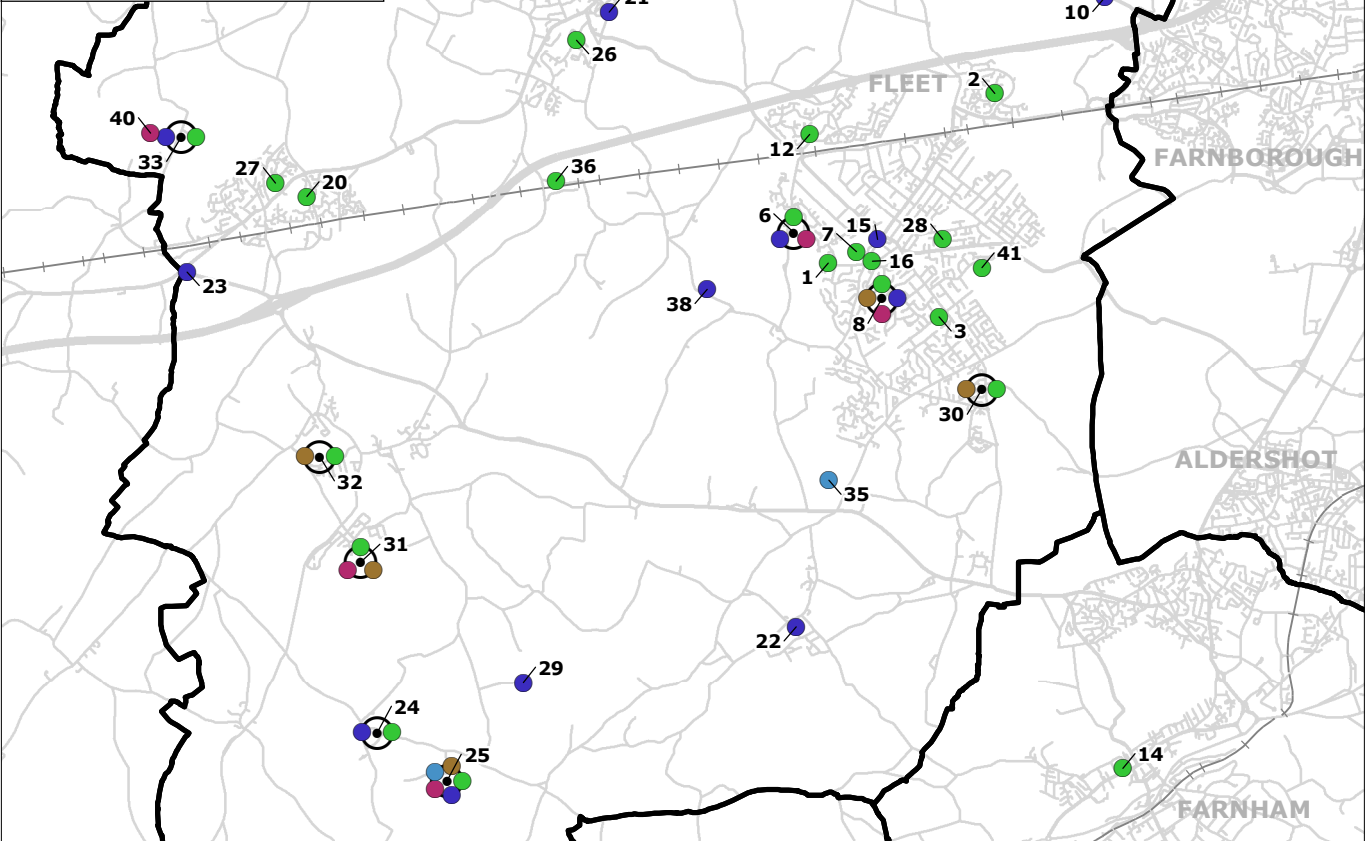
**Cricket Provision**

In the 2015 season, 20 grass Cricket Squares and 16 outdoor Non-Turf Pitches (NTPs) were identified as available for community cricket use at 16 sites in Hart. Of these, two sites have separate names but are counted in this study as single sites (Eversley / Cross Green and Zebon Copse / Darby Green). Six of these sites are effectively closed to match games, but do accommodate a degree of practice and closed (School & Armed Services) use. One site outside of the District (Stratton Park) is used extensively by a major club in Hart – Hook & Newham Basics.

Cricket supply is relatively evenly spread across the sub-areas of the District with a more rural nature of provision for Hart evident from the map provided below.



1. All Saints C of E Junior School
2. Ancells Farm
3. Basingbourne Park
4. Blackwater & Hawley Leisure Centre
5. Bramshill Police College
6. Calthorpe Park School
7. Calthorpe Park
8. Court Moor School
9. Cross Green
10. Crown Taverners Cricket Club
11. Darby Green Playing fields
12. Elvetham Heath
13. Eversley Sports Association
14. Farnham Road Recreation Ground
15. Fleet Cricket Club
16. Fleet Town Football and Social Club
17. Frogmore Junior School
18. Frogmore Leisure Centre
19. Gibraltar Barracks (Minley)
20. Hartletts Park
21. Hartley Wintney Cricket Green
22. Hook Meadow
23. King George V Playing Field
24. Long Sutton Recreation Ground
25. Lord Wandsworth College



- |   |   |
|---|---|
| <ol style="list-style-type: none"> <li>26. Memorial Ground</li> <li>27. North Wanborough Old Boys FC</li> <li>28. Oakeley Park</li> <li>29. Odiham and Greywell Cricket Club</li> <li>30. Peter Driver Sports Ground</li> <li>31. RAF Odiham Gymnasium</li> <li>32. Robert May's School</li> <li>33. Rotherwick Playing Fields</li> <li>34. St Neots Preparatory School</li> <li>35. St Nicholas' School</li> <li>36. The Abercorn</li> </ol> | <ol style="list-style-type: none"> <li>37. The Sean Devereux Park</li> <li>38. The St John Ground</li> <li>39. The Zebon Copse Centre</li> <li>40. Tylney Hall Hotel Leisure Club</li> <li>41. Valmead Junior School</li> <li>42. Westfields Junior School</li> <li>43. Yateley Cricket Club</li> <li>44. Yateley Green</li> <li>45. Yateleys Health and Fitness Gym</li> <li>46. Yateley Manor School</li> </ol> |
|---|---|

**Facility Type**

- Artificial Grass Pitch
- Cricket
- Football
- Hockey
- Rugby

Locations with multiple facility types

Hart Open Space, Sport and Recreation Study

**Map 2  
Playing Pitches and AGPs**

Source: Hart District Council, Continuum Sport & Leisure



Map Scale @ A4: 1:100,000

Contains Ordnance Survey data © Crown copyright and database right 2015

**Proposed aspirational changes to supply**

As Housing development progresses in the District, site allocations for outdoor sport provision will be made under developer contribution arrangements (Section 106 Town & Country Planning Act 1990). One such site is to the North East of Hook – which could potentially accommodate the identified growth in rugby and the needs of football and cricket. Whilst no detailed proposals have been developed for this site, either in terms of size or sports to be accommodated, it is mentioned here as a proposal which feeds into the action plan in Section 5 for future development.

Figures 2.7, 2.8 and 2.9 below give the known aspirational development proposals for individual sports from consultations and site review meetings.

**Figure 2.7: Proposed aspirational changes in supply - Cricket**

Cricket Sites	Project Proposal	Project Status
Bramshill Police College	Sale of the site for redevelopment and it is not clear if the cricket facilities will be retained.	Sold
Eversley Sports Association – Fox Lane site - Cricket	Expansion plans include additional senior and junior cricket pitches, additional outdoor cricket nets on the Fox Lane site.	Aspirational and subject to funding
Fleet Cricket Club	Ambitions to improve changing facilities to retain and grow membership.	Aspirational and subject to funding
Hartley Wintney CC	Plans for a new second pitch to be funded from new development developer contributions – St Mary’s Park site.	Undetailed proposal, funding secured (requirement of S106 agreement)
Odiham & Greywell CC	Plans to purchase additional land to create a second square and reduce their reliance on playing home games on other sites.	Aspirational and subject to funding
Yateley Cricket Club	Plans to improve the outfield at Sean Devereux Park to enable them to gain promotion in the league.	Aspirational and subject to funding

**Figure 2.8: Proposed aspirational changes in supply - Football**

Football Sites	Project Proposal	Project Status
Bramshill Police College	Sale of the site for redevelopment and it is not clear if the football facilities will be retained.	Sold
Eversley Sports Association	Provision will cover a number of sports (see cricket above and hockey below), as well as aspirations of 5-a-side AGPs, additional grass football pitches and additional parking.	Aspirational (except the hockey) and subject to funding
Eversley & California FC	Expansion plans include the development of a new clubhouse, more grass football pitches and improved parking and access.  <i>(NB. The club are a member and are based at Eversley Sports Association as above, but these are separate unfunded proposals led by the club.)</i>	Aspirational and subject to funding
Fleet Town FC	2015 is the club's 125th Anniversary Year (founded 1890) and plans an appeal to replace the existing boardroom building at the ground and to refurbish the existing changing room facilities.	Aspirational and subject to funding
Hart Leisure Centre (Fleet)	The proposed development at Hart Leisure Centre will have two new junior grass football pitches, a full size floodlit 3G AGP and four five-a-side 3G AGPs.	Detailed proposal, funding secured

Hartley Wintney Football Club	The club is currently researching costs for drainage of the main grass football pitch at the Memorial Playing Fields, Hartley Wintney.	Aspirational and subject to funding
Hartley Wintney Junior Football Club	One new grass football pitch is due to be available within next two years. The funding for the pitch has been secured, but the operating costs have not.	Detailed proposal, funding secured
George V Playing Field (Hook)	The Council are currently undertaking drainage improvement works to an additional piece of land that will create three additional junior football pitches.	Detailed proposal, funding secured
Yateley Health and Fitness Centre	This is a large site only partially in use for grass pitches and has potential to provide a pitch for any emerging demand for rugby (1 x adult) and to help meet the need for more football pitches (2 x junior). This would also require reconfiguration of entrance and access.	Aspirational and subject to funding
Yateley United FC	The club want to develop Sean Devereux Park which the club now owns. Initially, the club wish to concentrate on improving the quality/drainage and layout of the grass football pitches, but subsequently plan for a new clubhouse and floodlights.	Aspirational and subject to funding

**Figure 2.9: Proposed Changes in Supply – Hockey**

Hockey Sites	Project Proposal	Project Status
Eversley Sports Association	Expansion plans include plans for a new floodlit full sized sand-based AGP	Detailed proposal, funding secured

**Changes to pitch supply in neighbouring boroughs** Basingstoke & Deane have plans to develop an additional floodlit full size AGP for hockey at Basingstoke Hockey Club.

**Distribution of playing pitch supply** As detailed in Section 1.2, it was originally agreed by the Steering Group that data would be collected on the basis of three areas and then decide whether the summary and recommendations would be against these three areas, or presented for the District as a whole. The Steering Group concluded that this would be the latter.

**Current demand** for playing pitches in Hart generated by affiliated clubs for competitive match play and training is summarised in Figure 2.10 and players in Figure 2.11:

**Figure 2.10 Current Demand Clubs**

NGB affiliated clubs	Cricket	Football	Hockey	Rugby
<b>TOTAL CLUBS</b>	<b>10</b>	<b>32</b>	<b>2</b>	<b>0</b>
Senior Teams	47	44	19	0
Youth Teams	72	96	16	0
Minis Teams	-	98	-	0
<b>TOTAL TEAMS</b>	<b>119</b>	<b>238</b>	<b>35</b>	<b>0</b>

**Figure 2.11 Current Demand Players**

Club players	Cricket*	Football**	Hockey***	Rugby
Senior Male Players		3,852		0
Senior Female Players		90		0
Youth Male Players		3,452		0
Youth Female Players		423		0
Minis		926		0
<b>TOTAL PLAYERS</b>	<b>-</b>	<b>8,777</b>	<b>454</b>	<b>0</b>

\* No figures available as the ECB / Hants Cricket base their needs on the number of teams as the main focus for provision and planning.



\*\*Estimated from team numbers using FA agreed formula  
\*\*\* Figure from England Hockey

This Strategy follows the Sport England guidance advocating an overview of the current picture of supply and later drawing conclusions as to its adequacy to address current and future demand taking into account the full range of factors that are relevant to the balance of supply against demand. These include quantity, quality, distribution, ownership and security of access, changes in population, changes in the way games are played (e.g. small sided versions of the sports) and demand trends. It is not advocated that a simple measure of the number of teams relates to a definitive number of pitches then set against the current provision. The findings and conclusions from this analysis are set out later in this section of the strategy as well as in the sport specific assessment of needs reports in the appendices.

### **Latent Demand**

The strategy looks later at the impact of the population increases on the demands for each sport and the increases on demand for each of the leading pitch sports. Alongside this growth in teams and the need for suitable provision, clubs have also been asked about their membership growth (or reduction) which has influenced the needs identified within this strategy (see unmet demand later in this section).

The strategy also considers the current levels of latent demand which refers to the propensity of the population in Hart to want to do more sport, based on Sport England research and related to the population characteristics of Hart.

Latent demand for playing pitch sports in Hart District varies between sports. Assessing levels of latent demand in the District was done predominantly through consultation with sports clubs who were asked to identify issues with provision, reviewing population and participation data with age groups relevant to particular sports and information from NGBs on participation trends and local demand.

Sport England's Market Segmentation data shows high representation in the District of young adult SMS Groups 'Jamie', 'Leanne', 'Jackie', 'Kev' and 'Paula'. These Groups are aged 18-25 and are characterised as wanting to participate in the major playing pitch sports of football, cricket, hockey and rugby. This information is summarised below:

#### **Cricket**

Cricket - Sport England's Market Segmentation data shows high representation in the District of adult segment Groups 'Jamie', 'Ben', 'Tim' and 'Philip'. The national picture for cricket participation for the period October 2011 to October 2013 shows participation for years 16+ of 0.34%, a decrease on past trends. The same figure nationally for the 14- 25 age groups was significantly higher at 1.29%. This drops to 0.24% for over 26 year olds, a better retention rate than other sports.

#### **Football**

Sport England's Sports Market Segmentation data shows high representation in the District of young adult SMS Groups 'Jamie', 'Ben', 'Tim', 'Kev' and 'Philip'. Most of these Groups are aged 18-25 and are characterised as wanting to participate in football.

#### **Hockey**

Sport England's Market Segmentation data shows a much wider representation in the district of adult SMS Groups wishing to play Hockey. These included 'Jamie', 'Ben', 'Chloe', 'Helena', 'Tim', 'Alison' and 'Philip'. Although characterised as wanting to participate, the numbers are currently below 100 in any group. The national picture for Hockey participation for the period October 2011 to October 2013 shows participation for years 16+ of 0.20%, a slight decrease on past trends. The same figure nationally for the 14- 25 age groups was significantly higher at 0.9%. This drops to 0.12% for over 26 year olds.

#### **Rugby Union**

Sport England's Market Segmentation data again shows high representation in the District of young adult SMS Groups 'Jamie', 'Ben', 'Tim', 'Kev' and 'Philip'. Most of these Groups are aged 18-25 and are characterised as wanting to participate in rugby union, but at numbers amounting to around 20% of those inclined to play football.

**Casual Demand** Less organised forms of casual play for cricket are a growing feature of cricket demand nationally, particularly among teenagers and young adults in the Black and Asian minority ethnic (BME) communities. The Asian community is well represented in club memberships (e.g. Crown Taverners) and a mainstay of their team provision. It should be noted that the development of casual use, which may lead to greater involvement in the sport, is seen by Hampshire Cricket Board as being based on semi-formal games utilising non-turf wickets for shorter forms of the game, led again by clubs, at appropriate club sites.

For football pitches located in parks within Hart the site visits noted a lot of wear and mounding to the goal mouths (where sand etc. has been laid to compensate for over-use). This was evident at most of the pitches located on parks. This reflects the availability of facilities for these sports at no cost in open access parks and trends towards informal participation and shorter forms of competition. The main issues raised by this informal demand for the strategy is how to adjust maintenance and management strategies to address the wear and tear caused by informal play on any pitches which are in demand for hired use at weekends for league matches.

Casual demand for hockey and less formal types of play (e.g. Rush) is at a low level. This is likely to be due in part to the need to access an AGP to play and the limited availability of sand-based AGPs in the District.

Informal games of rugby (touch and tag) are not a significant feature of demand in the District at present.

**Displaced Demand** In the consultations carried out, displaced demand was identified - i.e. teams from clubs based in Hart using grounds in neighbouring boroughs for home fixtures. For example, Hook & Newnham Basics Cricket Club requires a regular booking of pitches in a neighbouring borough (at Stratton Park in Basingstoke). All cricket clubs have confirmed that the majority of their club's players live within Hart. Displaced demand for cricket and rugby is not identified as a significant issue in the District and in turn for the strategy.

The data also indicates that 30 teams at Hart-based football clubs play on pitches in neighbouring boroughs (e.g. Basingstoke & Deane and Rushmoor). Fleet Spurs Youth is the most significant of these displaced clubs. Whilst this is an indicator of an undersupply of suitable quality grass pitches in the District, there may also be an undersupply in neighbouring boroughs as Hart's grass pitches accommodate a significant element of 'imported' demand - i.e. displaced demand from neighbouring boroughs.

All "home" Hockey matches for Hart based clubs, with the exception of some practice sessions, takes place outside the District.

**Unmet Demand** Based on Sport England's data, national trends for all four pitch sports (in their traditional formats) are showing some areas of decline. However, participation amongst younger people, the main growth population groups in Hart, is growing. The Council and NGBs have done much in recent years to stimulate new interest in sport, and there is clear evidence of latent and unmet demand in the borough for young people wishing to play sports from consultation and data from the NGBs reflecting the national trends.

**Cricket:** None of the cricket clubs based in the District has expressed current plans for growth in adult teams. Most clubs reports either a stable number or a decline in the number of adult men's teams in recent seasons and an increase in U11s demand. Most clubs who have plans to increase the number of their teams are focussing on youth teams.

**Football:** Several football clubs based in Hart have self-reported plans for new teams in the next few seasons. Club survey responses indicate unmet demand for 13 senior teams, 21 youth boys' teams, 16 youth girls' team and 23 Mini-Soccer teams. E.g. Fleet Spurs plan five new youth girls' teams plus five Mini-Soccer teams. Eversley and California FC plan one additional adult men's team, one adult women's team, five youth boys' teams, five youth girls' teams and five Mini-Soccer teams. The majority of survey respondents consider they have identified venues with spare capacity at weekends to accommodate this demand. E.g. Fleet Spurs will accommodate these teams at Kennels Lane Southwood (out of District in Rushmoor), Eversley and California have identified spare capacity at their home ground. However these expected

	<p>growth figures would put pressure on these existing sites as well as the need to address the need for investment such as Eversely and California FC.</p> <p>For match play and training for all age groups there is a need to secure more FA compliant floodlit 3G AGPs (with secured access agreements) on managed sites with good quality changing and social facilities. This will have the benefit of reducing reliance on open access park pitches where it is difficult to maintain pitch quality and cleanliness (from dog fouling) and to sustain ancillary facilities.</p> <p>On the basis there are 238 teams playing competitive football in Hart, the strategy through Hampshire FA analysis, identifies a need for at least 4 full size 3G AGPs in Hart to meet the training needs of these clubs. Currently, there is the equivalent of three full size floodlit accessible 3G AGP's in Hart leaving a shortfall of one full size pitch. This will be addressed through the provision of one full size 3G AGP at Hart Leisure Centre and one full size 3G AGP at Calthorpe Park School. Any initial consideration that this represents an oversupply for Hart is likely to be very short lived as the Council and its partners look to provide for the future and Hampshire FA continue to work with the community clubs to decant a high proportion of junior football onto 3G AGPs.</p> <p><u>Hockey:</u> Club membership is growing in both the senior and the junior age groups (where two youth teams have been established due to work done through the schools) and is likely to improve with the establishment of the new sand based AGP in the District.</p> <p>Both of the hockey clubs based fully or partly in Hart have plans for growth. Yateley Hockey Club has identified potential to grow one additional senior men's team, one senior women's team, one junior boys and one junior girls' team. Similarly, Fleet &amp; Ewshot Hockey Club has plans to create four new teams (one senior men's team, one senior women's team, one junior boys and one junior girls' team).</p> <p>Further provision of hockey AGP capacity at peak weekend times will be needed to accommodate this future unmet demand.</p> <p><u>Rugby:</u> Whilst there are no rugby clubs based in the District currently (at the time of this report), the RFU have identified plans for growth in the District to cater for unmet demand and one new club (Hook &amp; Odiham RFC) is partially established in the area, having secured a pitch at Lord Wandsworth School as their home ground for 2016. It is likely demand will grow at mini and youth age groups as a result of England hosting the 2015 World Cup and the Women's world cup win in 2014.</p> <p>Further detailed analysis for AGP provision is provided in Appendix D attached to this strategy.</p>
<p><b>Is there enough accessible and secured community use provision to meet current demand?</b></p>	<p><u>Cricket:</u> <b>YES.</b> Overall, there are sufficient cricket pitches in the District to meet current demand. Security of access is a concern at three sites; Bramshill Police College and Cody Sports &amp; Social Club (due to ownership and tenure issues) and Crown Taverners CC where, currently, there is only cricket activity due to the generosity of club members. There is no changing in the pavilion and a porta-cabin is in use. This site is leased from the MOD and the club are considering surrendering their lease at the end of the current term. These sites are considered as at risk of permanent loss for cricket. The Action Plan must consider potential sites for the replacement of Bramshill Police College as a matter of immediate need and for Crown Taverners and Cody Sports &amp; Social Club should this prove necessary.</p> <p>A lack of take up of pitch capacity at Parish Council public park pitches is a concern as the Parish Councils who own these sites cannot justify the investment by their Council and partners in providing pitches for infrequent or casual bookings. However, this does not mean that the pitches are at risk of being lost, rather that the Parish Councils are not providing capacity for ad hoc use by teams (additional maintenance and booking / availability). It is important to note that casual demand is currently low in Hart and is not a pressing issue however increasing access to the game and widening the offer, accommodating potential additional fixtures would need to be well planned and delivered in partnership with the Parish Councils.</p> <p><u>Football:</u> <b>YES.</b> Overall, in terms of quantity, there is sufficient accessible and secured community use provision to meet current demand for football in the District as a whole,</p>

	<p>although distribution of pitches is unbalanced with fewer pitches in the west of the District. Whilst current supply broadly meets current demand for traditional forms of adult league football, there are a number of displaced Hart based clubs that play their home matches in neighbouring boroughs. Fleet Spurs Youth is the most significant of these displaced clubs.</p> <p>In line with the national picture, the number of men's senior league teams has declined slightly in the last three seasons. However, there are significant pressures on demand for access to good quality adult grass pitches at peak times, and there is some evidence from the club survey returns that lack of spare capacity of quality pitches is restricting clubs from growing the number of teams.</p> <p>Demand for access to youth and Mini-Soccer pitches is already high and continues to grow as evidenced by the survey returns of clubs which indicate plans for up to a further 21 youth boys, 16 youth girls and 23 Mini-Soccer teams necessitating more access to suitable pitches - whether grass or 3G - particularly on Saturday and Sunday mornings. Where feasible, this additional capacity is needed on clubs' home sites to support their financial sustainability.</p> <p>The introduction of 5v5 size grass pitches in recent seasons for the U7 and U8 age groups has increased the wear of key sites for Mini-Soccer and youth football. As a result, for youth football and Mini-Soccer, there is a lot of pressure on existing grass pitches at some sites (e.g. Yateley Health and Fitness Centre) leading to over-marking small sided pitches on larger pitches and overplay.</p> <p><u>Hockey:</u> <b>NO.</b> Current demand for league hockey (senior and youth) and for junior development is not met by current supply within Hart District. The main pitches used by the clubs are based outside the District and is therefore displaced/exported demand.</p> <p>There is also a concern as to the security of access to pitches for community hockey. The pitches used by the two active Hart community clubs are on independent school sites and an MOD site. Whilst neither club has identified an issue of continued access, it would appear security is limited to term-by-term block bookings in season.</p> <p><u>Rugby:</u> <b>No</b> Although there is no current demand for competitive rugby (senior and youth) this may well be because latent demand cannot be met by current supply. However, a number of the pitches are currently being considered in relation to their potential to accommodate league matches.</p>
<p><b>Is the provision that is accessible of sufficient quality and appropriately maintained?</b></p>	<p><u>Cricket:</u> <b>YES.</b> The quality of supply is very good with 80% of pitches being rated 'Good', with only seven publicly accessible pitches being rated as 'Standard'. The only poor rated grass wickets in Hart at Cody SSC are rarely used since the Pyestock CC left, although in some cases, the outfield could be improved (e.g. Sean Devereux Park). Most of these are in parks or on school sites where, in most cases, the quality of ancillary changing facilities is also 'Standard'.</p> <p>Overall, there are no significant issues of quality and maintenance of the fine turf pitches in club sites or at the pitches at schools. Lack of sufficient financial resources for adequate pitch maintenance within clubs is an issue at a number of the cricket sites in the District. There are several examples of high quality pitches and ancillary facilities - e.g. at The Green (Hartley Witney) and King George V Playing Field (Hook). The outfield at Sean Devereux Park (Yateley) is currently uneven and requires enhancement.</p> <p>Where management of park cricket facilities is devolved to cricket/sports specialists (responsible for promotion, bookings and maintenance of the square), expressed demand is greater and the quality is higher.</p> <p><u>Football:</u> <b>Yes.</b> The quality of supply is good with only 3% of the available grass pitches rated as poor. There are no serious issues of quality and maintenance at football sites or at schools and sports clubs. A trend has been identified towards a lack of sufficient resources for adequate pitch maintenance by Town and Parish Councils and this is also an issue for maintenance of changing facilities at a number of the football sites in the District. Where management of park/recreation ground football facilities is devolved to clubs (under lease or license) these are maintained to a much higher quality e.g. Eversley Sports Association. It is apparent that the quality of pitches and changing rooms are factors that impact on pitch demand in sites where the quality is better, particularly for changing.</p>



**Hockey: YES.** The AGPs hired by both clubs outside the District are of good quality, with the one hired by Fleet and Ewshot being new in 2014. These AGPs are well maintained by the independent schools and MOD that own these facilities. However, there are some issues with the quality of changing at the Army Hockey Centre in Aldershot.

**Rugby:** During the course of the pitch inspections, Lord Wandsworth College was identified as a potential site for use by any emerging rugby football club in Hart with Hook and Odiham Rugby Club emerging as a notable future opportunity as detailed previously with support from the RFU.

**What are the main characteristics of the future supply and demand for provision?**

Assuming current team generation rates in each sport, the forecast population growth will potentially generate demand for the following additional teams shown in Figures 2.12, 2.13 and 2.14:

**Figure 2.12: Future Demand - Cricket**

Age Group	No. cricket teams 2014	Pop in age group 2014	Pop in age group 2032	Current Team Generation Rate	Pop change in age group	Potential change in cricket team no's
Open Age Men's	43	23,490	23,809	546	319	+0.6
Open Age Women's	4	23,198	23,828	5,800	630	+0.1
Junior Boys	64	7,353	8,520	115	1,167	+10.2
Junior Girls	8	6,847	7,911	856	1,064	+1.2

Figure 2.12 shows that in the period to 2032, there will be insufficient population growth across the District to generate any additional adult teams. An additional ten junior boys teams and one girls team will be generated in this period. It will therefore be important to protect access to the existing pitches and seek opportunities where they arise (e.g. to enhance the quality of changing at Calthorpe Park and the Sean Devereux Park outfield, which is currently rated as poor) or opportunities for additional provision (e.g. create additional capacity at Odiham & Greywell Cricket Club). The strategic approach should be to focus on protecting existing playing fields, securing access for cricket at those sites where cricket is at risk, and enhancing those pitches and practice facilities currently in use where most needed.

**Figure 2.13: Future Demand - Football**

Age Group	No. football teams 2015	Pop in age group 2014	Pop in age group 2032	Current Team Generation Rate	Pop change in age group	Potential change in football team no's
Adult male	40	17,407	18,550	435	1143	+2.6
Adult female	4	17,010	17,907	4,253	897	+0.2
Youth boys	89	3,633	4,291	41	658	+16
Youth girls	7	3,336	4,014	477	678	+1.4
Mini-Soccer	98	4,961	5,269	51	308	+6.1

There is a high level of growth anticipated by the clubs, particularly in the number of youth and Mini-Soccer teams, which is supported by the population growth to 2032 shown in Figure 2.12. When combined with the existing team growth plans of clubs to cater for unmet demand, it is evident that the District needs to protect existing playing field provision and seek to increase playing capacity on existing pitch sites. This should be through a combination of quality enhancement and new provision (particularly of 3G AGPs able to accommodate multiple games in the peak period) over the period of the strategy.

The structural changes of organised forms of the game at youth and Mini-Soccer level continue to impact on demand for grass pitches and the need to over-mark 5v5 and 7v7 pitches on 9v9 and 11v11 pitches. These changes when combined with demand growth will result in increasing

over-play of some sites. The financial pressures on clubs dictate that they strive to accommodate all games on their home ground to maximise income from catering and minimise pitch hire costs.

Opportunities to secure more community access to school pitches for youth and Mini-Soccer, particularly in the under-supplied west of the District should be pursued. The need to accommodate the additional youth and mini football for example would require the equivalent of 2 youth / junior (7 v 7 / 9 v 9) pitches and 1 mini-soccer pitch (5 v 5) which should be achievable within the current stock of schools (if available) or through the development of the AGP projects. It should be noted that the survey responses indicate a much higher number of teams being planned, however the strategy follows the Sport England methodology for team generation rates based on known population changes. The annual review process would need to assess the impact from one season to the next of the reported growth projected by clubs and the actual new teams that have been formed and sustained.

**Figure 2.14: Future Demand - Hockey**

Age Group	No. hockey teams 2014	Pop in age group 2014	Pop in age group 2032	Current Team Generation Rate	Pop change in age group	Potential change in hockey team no's
Senior Men (16-55yrs)	12	24,755	25,287	2,063	532	+0.26
Senior Women (16-55yrs)	7	24,330	25,180	3,476	850	+0.24
Junior Boys (11-15yrs)	8	2,975	3,587	372	612	+1.6
Junior Girls (11-15yrs)	8	2,743	3,347	343	604	+1.8

Population growth predicted to 2032 is insufficient to justify additional provision as shown in Figure 2.14. However, this limited potential demand driven by population growth needs to be considered in relation to the growth planned by the two clubs in the District to address current unmet and latent demand and the need to provide suitable Hart Based pitches for hockey. Growth will be driven primarily through the current developments planned by the two clubs in the District to address known unmet demand. An additional AGP pitch suitable for hockey is proposed at Eversley Sports Association as part of their wider development proposals. This future planned provision, together with the existing and future planned number of teams in the District, has the potential to provide additional capacity to assist in meeting some of the future demand. This should start to address the current imbalance between hockey supply and demand in the District.

Rugby:

There are no rugby union clubs in Hart and therefore no opportunities to develop the game at junior level to secure clubs for the future. The RFU has identified viable options for junior activity in Basingstoke / Chineham / Farnborough / Aldershot / Alton that they would promote to develop junior rugby in Hart. The RFU are also currently working to develop the new senior club in the District, Hook & Odiham RFC (at Lord Wandsworth School). They currently have 40+ members and have an agreement in place to play their 'home' fixtures at Lord Wandsworth College and to use Odiham & Greywell Cricket Club as a social base and changing for their first season.

Hook Parish Council are looking at opportunities for a permanent home for the rugby club either through new land that might become available or the possibility of the site at NE Hook accommodating multiple sports as long as maintenance costs could be resolved.

**Is there enough accessible and secured community use provision to**

Cricket: YES. The falling trend in demand for formal forms of adult cricket, together with low levels of additional demand resulting from the population growth in the District to 2032 will mean that the existing supply will be adequate for future needs. This remains the case in the light of a potential increase of 11 junior teams at current participation rates. There is however, not enough accessible and secured provision of facilities for free informal games of cricket to meet future demand. Whilst, this could be met by the provision of more NTPs and net-systems

<p><b>meet future demand?</b></p>	<p>equipped for cricket in accessible open spaces or on school sites with community access, the ECB / Hampshire Cricket Board have said that these should be based on club sites to facilitate the growth of the game around clubs.</p> <p><b>Football: NO.</b> To meet future demand, there will be a need to increase the supply of facilities for youth football and Mini-Soccer in particular in accessible locations within the District, and on school sites with community access in the west of the District where there is lower level of current supply. The assessment of need also supports the case for provision of one more 3G AGP in Hart District of suitable specification for league match play. Where possible, investment in new or enhanced 3G facilities should be directed to multi pitch sites. On site management is key to this so that sporting value is maximised and revenues from the 3G AGP can be readily recycled into maintenance regimes and equipment to sustain the quality of the grass pitches. This should be addressed through the proposed new 3G pitch at Hart Leisure Centre. All existing pitches are needed to satisfy demand. Therefore, none have been identified as surplus.</p> <p><b>Hockey: NO.</b> The scale of forecast for future demand and the current lack of secured access to existing sites indicate that future demand will not be met. Both hockey clubs based in Hart have plans for growth, both plan to expand by a combined total of a further eight new teams over the next few seasons (four senior and four youth). Further provision of hockey AGP capacity at peak weekend times will be needed to accommodate this unmet demand. However, the proposed full sized pitch at Calthorpe Park School and the additional AGP proposed at Eversley Sports Association should balance hockey supply and demand within the District. Central to this will be the new pitch at Eversley Sports Association. The proposed pitch at Calthorpe Park School has potential to meet some future demand should this be secured, but is not seen as vital to the future supply due to its final specification.</p> <p><b>Rugby: NO.</b> To meet future demand, there will be a need to increase the supply of facilities for rugby in accessible locations within the District. The minimum requirement would be for 2 pitches to provide a more permanent home for the new club Hook and Odiham RFC. This is however dependent on the success of the newly established club activity for the 2016 season. Future provision of rugby would need to be reviewed following on from the 2016 season in 2017 as part of the required PPS review process and the need to provide any additional pitch provision.</p>																																																																
<p><b>What is the overall quality level?</b></p>	<p><b>Quality of playing pitches</b> in the Hart District is generally good as shown in Figures 2.15 and 2.16:</p> <p><b>Figure 2.15: Overview of Pitch Quality – Grass Pitches</b></p> <table border="1" data-bbox="363 1294 1506 1464"> <thead> <tr> <th rowspan="2">Pitch Quality</th> <th colspan="2">Cricket</th> <th colspan="2">Football</th> <th colspan="8">Rugby*</th> </tr> <tr> <th>No.</th> <th>%</th> <th>No.</th> <th>%</th> <th>D0 %</th> <th>D1 %</th> <th>D2</th> <th>D3</th> <th>D0 %</th> <th>D1 %</th> <th>D2</th> <th>D3</th> </tr> </thead> <tbody> <tr> <td>Good (M2 rugby)</td> <td>17</td> <td>85</td> <td>47</td> <td>61</td> <td>0</td> <td>0</td> <td>2</td> <td>24</td> <td>0</td> <td>0</td> <td>0</td> <td>0</td> </tr> <tr> <td>Standard (M1 rugby)</td> <td>3</td> <td>15</td> <td>28</td> <td>36</td> <td>1</td> <td>13</td> <td>5</td> <td>63</td> <td>0</td> <td>0</td> <td>0</td> <td>0</td> </tr> <tr> <td>Poor (M0 rugby)</td> <td>0</td> <td>0</td> <td>2</td> <td>3</td> <td>0</td> <td>0</td> <td>0</td> <td>0</td> <td>0</td> <td>0</td> <td>0</td> <td>0</td> </tr> </tbody> </table> <p>*M2 (good maintenance) and D3 (pipe and slit drained) is highest pitch quality rating for rugby.  M0 = action is significant improvements to maintenance programme / M1 = action is minor improvements to maintenance programme / M2 = action is no improvement to maintenance programme  D0 - action is pipe drainage system needed on pitch / D1 - action is pipe and slit drainage needed on pitch / D2 - action is slit drainage needed on pitch / D3 - no action needed on pitch drainage</p> <p>A number of the operational playing field sites (or specific pitches on these sites) in the District are particularly prone to flooding in prolonged periods of wet winter weather. These sites / pitches include Sean Devereux Park, which is a major venue for junior football in Hart. The pitches on this site, and others, were in good condition when inspected, but periods of wet weather could easily result in a rapid deterioration in their quality over a short timescale. This is a low lying site and additional drainage is unlikely to provide a permanent solution.</p> <p>Hartley Wintney Memorial Park also has severe drainage issues and Hartletts Park, which is public land, has issues with dog fouling, litter and glass. Pitches 2, 3 &amp; 4 all have drainage issues and Hook United Juniors have struggled to host matches because of this.</p> <p>The best quality pitches are the full sized youth and full sized adult pitches. Smaller sized pitches are generally of a poorer quality which may be a reflection of their position, i.e. on the</p>	Pitch Quality	Cricket		Football		Rugby*								No.	%	No.	%	D0 %	D1 %	D2	D3	D0 %	D1 %	D2	D3	Good (M2 rugby)	17	85	47	61	0	0	2	24	0	0	0	0	Standard (M1 rugby)	3	15	28	36	1	13	5	63	0	0	0	0	Poor (M0 rugby)	0	0	2	3	0	0	0	0	0	0	0	0
Pitch Quality	Cricket		Football		Rugby*																																																												
	No.	%	No.	%	D0 %	D1 %	D2	D3	D0 %	D1 %	D2	D3																																																					
Good (M2 rugby)	17	85	47	61	0	0	2	24	0	0	0	0																																																					
Standard (M1 rugby)	3	15	28	36	1	13	5	63	0	0	0	0																																																					
Poor (M0 rugby)	0	0	2	3	0	0	0	0	0	0	0	0																																																					

periphery of main pitches, and of the maintenance regime, i.e. these pitches may not be seen as a high priority for maintenance.

**Figure 2.16: Overview of Pitch Quality – AGPs/NTPs**

Pitch Quality	Cricket		Football		Hockey		Rugby		
	AGPs/NTPs	No.	%	No.	%	No.	%	No.	%
Good		5	50	6	59	3	100	0	0
Standard		4	40	1	35	0	0	0	0
Poor		1	10	0	6	0	0	0	0

The NTP cricket pitches at Rotherwick Playing Fields, and at Sean Devereux Park are neglected and of poor quality. Those at Blackwater and Hawley Leisure Centre and Yateley Health and Fitness Centre are of standard quality, but need more attention to maintenance if they are not to deteriorate.

**Quality of Ancillary Facilities** The quality of ancillary facilities is lower than grass pitches in most cases. However, the majority of ancillary facilities (changing etc.) as shown in Figure 2.17 below are still good. In some cases, e.g. Crown Taverners Cricket Club, the changing facilities are of a longstanding temporary nature, and are poor as a result. An example of poor public changing is at Basingbourne Park, where there is a single football pitch with very poor changing facilities.

**Figure 2.17: Overview of Ancillary Facilities Quality**

	Sub Area A %		Sub Area B %		Sub Area C %		Total %	
	Pitches	Ancillary	Pitches	Ancillary	Pitches	Ancillary	Pitches	Ancillary
Good	74	59	61	90	53	31	61	47
Standard	26	33	34	10	47	47	37	44
Poor	-	8	5	-	-	22	2	9

Few facilities (9%) are rated as poor and 47% of ancillary facilities are rated as good, with 44% being rated standard.



### 3. Scenario Analysis

As part of the methodology for the Playing Pitch Strategy, the Steering Group determined a number of possible scenarios that could impact on the supply and demand of playing pitches in Hart. These are described below, together with their implications and possible actions where necessary. It should be noted that these scenarios need to be firstly understood in relation to a number of constraints and unknowns:

1. Parish Councils now manage most of the grass pitches within the parks in Hart. There is a variance in the capacity of Parish Councils to maintain grass pitches and also to provide wider promotion of the sites and sport. As such, the Council will need to work with the Parish councils to ensure that the quality measure for their sites are (where required) enhanced and maintained. The Council’s policy to devolve the management of public spaces and pitches to Parish Councils has, on the whole, been successful, but variations in quality, arising from different local agendas, are inevitable. The evidence to date from the pitch inspections is that quality has been maintained, but there have been reports from some clubs of a deterioration linked to a lack of funding. This will need to be continually monitored with the Council working in partnership with the Parish Councils.
2. There is a possibility that Hart will need to increase its housing target above its own objectively assessed housing needs in order to accommodate unmet housing needs arising elsewhere in the Hart / Rushmoor / Surrey Heath housing market area. At the time of this study being prepared the Council had yet to decide how many extra homes Hart would need to plan for, but clearly if housing growth increases, then the predicted population growth will also increase with potential consequences for playing pitch demand. The policy recommendations in Section 4 and the resulting standards approach will need to be carefully considered in light of this given the likely impact on the demand for sports facilities and the pressure on the existing supply.

What if?	Potential Impact on Supply/Demand Balance
<p><b>A change to the provision of school pitch sites for community sport.</b></p>	<p>Although current supply balances demand across most of the District, any reduction in the provision of school pitches for community sport would have a negative impact on the supply and demand balance.</p> <p>The use of school pitches is already a vital part of the supply of pitches in Hart. There are twelve major schools sites in the District that offer pitch facilities to community football clubs and teams to hire for organised play or training and they represent an important element of supply. Although such pitches are only available out of hours, they are used on a regular basis for league matches and practice.</p> <p>On these sites there is the provision of 31 pitches (three cricket, 18 football -one adult, 17 junior, five AGPS and five rugby) from the supply in Hart. This represents 26% of the current supply and would have serious implications for the sports if there was a reduction in this supply (and it was not mitigated against).</p> <p>Given the pressure of population rises and the need of junior football and rugby (as detailed earlier in the strategy), the opening up current school sites which have pitches which do not have community access would be very positive for the District.</p> <p>At present the only available rugby pitches that could be used by a fledgling Rugby Union Club are on school sites further highlighting the importance of this part of the supply for Hart.</p> <p>Also for future provision, if new schools do not provide community access to pitches, there will be an issue of finding sufficient land and making the case for developer contributions to make up any shortfall for new populations associated with new developments within Hart related to the impact of any population rise.</p> <p>Increasing use on current sites would potentially result in a fall in standards of quantity across the District and planned Community Infrastructure Levy (CIL) / Section 106 contributions must take account of this possibility.</p>

What if?	Potential Impact on Supply/Demand Balance
<p><b>There is a reduction in maintenance budgets for some sites.</b></p>	<p>The plans at Calthorpe Park School for a new short pile 3G AGP will, if made accessible to the community, add an additional resource to the current supply of AGP pitches which is seen as very positive.</p> <p>This scenario is a real risk both for the Parish Council maintained sites (as a consequence of financial pressures on local government) and for sites maintained by academy schools and by community clubs.</p> <p>If maintenance budgets reduce then the quality of pitches will fall. If the quality of pitches falls, then their capacity to accommodate matches will also fall. For example, a drop in standard of maintenance on an adult football pitch from “good” to “poor” would mean a fall in number of adult matches that could be played on that pitch from three per week to one per week. The equivalent of the loss of two full sized pitches. By providing and understanding the impact of a reduction in maintenance budgets, the PPS can ensure that Parish and Town Councils are encouraged to protect their ground maintenance budgets.</p> <p>At present, the evidence of inspection suggests that standards are being maintained, but clubs have reported discrepancies between different Parish Councils in funding maintenance. In the case of cricket, much of the burden of maintenance already falls to club members and this pattern may be repeated in other sports if financial restrictions continue. For some cricket clubs this has led to difficult financial decisions and the loss of one club.</p> <p>The appendices attached to this main strategy report rate each pitch site. Specific sites which are currently heavily used and considered as overplayed include only cricket sites – The Green, Hartley Wintney and Odiham &amp; Greywell (which are both rated as a good pitch). If maintenance regimes are reduced, heavily used pitches would deteriorate, reducing quality and capacity as stated above. It is important that these key sites can maintain the level of quality. If sites are showing signs of deterioration then support from the NGBs on pitch improvement programmes (as referenced later in this section on the policy issues) should be sought.</p>
<p><b>Implications of the loss of sites identified as at risk</b></p>	<p>The sale of <b>Bramshill Police College</b> to property developers means that there is a real risk of permanent loss of playing field land and thus a reduction in the overall supply of one cricket pitch, bowling green and a separate playing field with space for three full size winter sports pitches should alternative provision not be identified. The Bramshill Police College site is used by Hook United Youth for several of its youth teams.</p> <p><b>Cody Sports &amp; Social Club's</b> lease from the site owners is believed to have expired although the site continues to operate for community sport (predominantly football and bowls) and for social activities. Crookham Rovers Youth currently use this site extensively (as one of four pitch venues) to support mini soccer and youth football including matches on Saturdays and Sundays and evening training on the floodlit pitch on three evenings a week. Adult clubs also hire the main pitch for weekend afternoon matches (e.g. Rustwood FC based in Rushmoor Borough).</p> <p>Should these playing pitch facilities not be retained, then suitable replacements (as per Sport England’s ‘Equivalent Quality Assessment of Natural Turf Playing Fields’ Briefing Note) should be identified and developer contributions should be set aside to finance the facilities.</p>

## 4. Policy Recommendations

### 4.1 Introduction

This Section of the Playing Pitch Strategy sets out a number of overarching policy recommendations that the Steering Group and Hart District Council are to apply over the duration of this strategy. This will ensure that this essential planning document continues to play a leading role in the on-going provision of high quality facilities for outdoor sport and can meet the needs and demands highlighted throughout this strategy.

The policy recommendations also include a quality standard to account for the demand for better quality playing pitch facilities evidence in this strategy as well as to ensure that the impact of the potential growth in population on the quality of the current facility stock is addressed and reduced where possible.

The Council currently has a number of saved polices for the protection of open spaces including playing fields and to ensure that new open spaces are provided for in new developments. This Playing Pitch Strategy will help assist the application of those policies as well as informing new local plan polices currently being prepared.

RUR 35 - Social infrastructure and services states *"The local planning authority wishes to ensure that the existing level of provision is maintained and, where necessary, improved or provided to meet the needs of the rural population. As far as possible, new facilities should be located in or on the edge of the rural centre that is closest to the majority of the clients served by the facility and this will normally be the largest settlement within the catchment area."*

URB 21 - Loss of amenity and recreation open space states *"In view of existing deficiencies in both active and passive open space provision in Hart, it is essential that existing open space be protected from unrelated development and that proposals for further open space are not jeopardised. Considerations to be taken into account will include local need for open space, the present amenity for the area and the desirability of using urban land efficiently. This Policy shall not override the requirements of the local education authority to use part of a school's open space to increase the school building area for the proper provision of education facilities."*

Open space requirements with new developments states the following: *"The provision of additional recreational facilities in conjunction with new housing development cannot and should not be met from public funds alone. The provision of open space should be programmed and new development should contribute towards this provision."*

New Open Space Standards are currently being produced for Hart District Council which will need to be reviewed alongside the Playing Pitch Strategy and coordination with key sites of importance within the District for both sport and general access and amenity.

This Playing Pitch Strategy provides a robust evidence base of need across the whole of Hart District and meets the needs of the above policy through having undertaken an assessment of supply which evaluates the quantity and quality of existing facilities in the locality and an assessment of need and value to the community.

Under the emerging Local Plan policies, the council will work positively with Parish and Town Councils, communities, including local voluntary organisations, and support proposals to develop, retain, improve or re-use community, leisure or cultural facilities, including those set out in Neighbourhood Plans/Orders including Community Right to Build Orders, along with the appropriate supporting development which may make such provision economically viable. The Playing Pitch Strategy contributes to the evidence base for the retention and protection of playing pitches as part of the leisure offer in Hart.

### 4.2 Protect, Enhance and Provide

The recommendations of this Playing Pitch Strategy (and the assessment which sit behind this strategy) for Hart District Council are made in the context of the National Planning Policy Framework (NPPF) Paragraph 74.

Existing open space, sports and recreational buildings and land, including playing fields, should not be built on unless:

- an assessment has been undertaken which has clearly shown the open space, buildings or land to be surplus to requirements; or
- the loss resulting from the proposed development would be replaced by equivalent or better provision in terms of quantity and quality in a suitable location; or
- the development is for alternative sports and recreational provision, the needs for which clearly outweigh the loss.

This will be reflected within local planning policy of relevance to playing pitches in the Hart Local Plan. This is still in development, but the following policies are recommended for inclusion and separated out under the three headings of *Protect*, *Enhance* and *Provide*.

### **Protect**

1. Hart has undertaken a Playing Pitch Strategy and assessed existing and future needs for pitch provision across the District. The firm conclusion is that there is an identified need to retain all existing playing fields and it is therefore recommended that the existing planning policy should continue to be applied so that the Council will resist granting planning permission for any development which would lead to the loss, or would prejudice the use, of a playing field or land last used as a playing field.
2. It is also recommended that the Council continue to work with strategic sports partners (Sport England and the National Governing Bodies of sport for playing pitch sports) to seek agreements to secure access for community sport at those sites in the District where long term access is currently unsecured.
3. Where playing field sites are in the Council's ownership, the policy of securing community access through asset transfer to Parish Councils, community clubs and/or sports associations should continue to be applied in consultation with National Governing Bodies provided that:
  - i) The facilities are assessed as of 'good' quality by the relevant governing bodies of sport prior to transfer, and
  - ii) The transferee organisation is able to demonstrate it has the capacity and resources to maintain the facilities to good quality (and this forms part of any service level agreement).
  - iii) It is recommended that the terms of future transfer agreements include incentives for the clubs to deliver sports development outcomes (e.g. grow numbers of teams, volunteering, and sporting opportunities for under-represented groups) that align with the Council's aims and objectives.
4. With that in mind, Hart District Council should ensure a firmer and closer working relationship with Parish Councils to ensure that the sporting needs of the community are met across the District in the short to medium term.
5. Ensure that any changes to levels of provision as recommended in the action plan of this strategy, reductions in numbers of pitches marked, changes in pitch sizes, re-emphasis towards training grids, are reversible to accommodate future need.
6. It is recommended that both Hampshire County Council and Hart District Council agree a formal protocol for influencing the design and specification of school facilities to ensure their suitability for school and community use. Securing formal community use agreements at those sites should form part of this protocol.
7. It is recommended the Council maintain its existing budget for playing pitch maintenance in recognition of the contribution that outdoor sports make to meeting strategic aims and objectives for public health, education and community cohesion.
8. Taking into account the challenge of Parish Councils not being able to maintain sites to the required quality standard, it is recommended that support be given to existing Parish Councils to find solutions to ensure current supply is retained and to the right standard.



## Enhance

1. It is recommended that the Council assist Parish Councils in reviewing playing pitch maintenance regimes and specifications for out-sourced services annually in consultation with the relevant National Governing Bodies of sport to secure maximum value from this investment and ensure the budget is employed as effectively as possible to meet the specific requirements of different sports.
2. It is recommended that the Council work with strategic sports partners (Sport England and the relevant National Governing Bodies of sport) and with local stakeholders to implement priority enhancement projects on identified key sites for each sport (as identified in the Playing Pitch Strategy Action Plan in Section 5 of this strategy).
3. Develop a strategic approach jointly with the relevant National Governing Bodies of sport and Regional Pitch Improvement Advisors to addressing the issue of pitch waterlogging and carrying capacity on poor quality sites, setting priorities for those sites where sporting benefit will be greatest from investment in drainage improvement works / maintenance requirements in the long-term.
4. Contributions towards off-site improvements to existing pitches, or on-site provision of playing pitches, should continue to be sought under Section 106 of the Town and Country Planning Act 1990 or the Community Infrastructure Levy (CIL) mechanism from all qualifying housing developments as appropriate. Provision should also continue to be sought for on-going maintenance costs.
5. In order to ensure that the benefits associated with CIL are used to pro-actively support the identified facilities over the forthcoming five years, a list of priorities should be agreed and instituted immediately. It should be noted that further similar reviews will be required throughout the lifespan of the strategy.
6. The Playing Pitch Strategy Steering Group (consisting of members and officers) should meet every six months to review progress against the Playing Pitch Strategy Action Plan and update the Action Plan and selection of priority enhancement projects to reflect material changes in the picture of playing pitch supply and demand in the District during the preceding 12 months.

## Provide

1. Identify and act on opportunities to address the imbalance in distribution of accessible playing pitch facilities in the District, most particularly in areas where there are fewer playing field sites or pitches suitable for match play.
2. In assessing opportunities for new provision, prioritise facility types that can accommodate high levels of use and be adapted for informal and casual use, especially artificial grass pitches (for football, hockey, rugby) and non-turf pitches and robust net systems for cricket in club settings.
3. The Council's priorities are to increase the quality and quantity on existing sites where possible to support the growth of clubs and hub-sites for sport in Hart. Developer contributions will be sought for the priority projects identified in the Action Plan of the Council's Playing Pitch Strategy within a 1km catchment of any development or the nearest appropriate outdoor facility that has been identified as a priority for investment within the Action Plan at the time the planning application is submitted in the first instance, ahead of any proposed new on-site playing field provision.

### 4.3 Quality Standards

It has been seen that carrying capacity has a direct relationship with pitch quality scores. Improved quality directly affects pitch carrying capacity. Investment in quality can therefore, be seen as a viable alternative to investment in new provision. For example, raising the quality of a football pitch from 'Standard' to 'Good' could enable an additional game per week to be accommodated.

In order to ensure that current provision, and any new provision arising from developments, can accommodate future demand, the quality of provision needs to be brought up. This will be done by directing investment in key priority sites identified in the Action Plan and to the standards listed below. The cost of this may be funded through Section 106 and Community Infrastructure Levy contributions, in combination with contributions towards new provision, as a means of ensuring adequate future provision commensurate with population growth.

#### Quality Standards

**Football** – Future Standard – Good (80% or more against NGB assessment)

**Rugby Union** – Future Standard – M2 (no action needed on maintenance) and D2 (No action needed on pitch drainage).

**Cricket** – Future standard – Good (85% or more against NGB assessment)

**AGPs** – Future Standard - Good (80% or more against Sport England assessment).

These represent the quality standards that Hart District Council should maintain and protect to meet the needs of the existing and future population. Funding towards meeting these quality standards may be provided by developers in proportion to the size of the development. Additional investment in quality would enable the majority to be brought up to a "Good" standard, which would maximise their potential to accommodate future demand.

For any replacement provision or new provision that is to provide both an equivalent quantity and quality of provision, Sport England have issued a guidance note which provides technical guidance on how to undertake further assessment to determine whether proposals will provide, in practice, at least equivalent quality replacement playing fields.

For an existing playing field(s) to be lost, the Equivalent Quality Assessment must conclude that the proposed replacement playing field(s) will have at least an equivalent Performance Quality Standard (PQS) as the original playing field(s) and must not cost any more to improve and maintain in the short, medium and long term.

## 5. Action Plan

This Section of the Playing Pitch Strategy identifies the priority sites for enhancement for each pitch sport, area specific actions and sports specific actions.

As noted earlier in the strategy, current provision in Hart is short of pitches for junior and youth football. The expected growth of youth teams (and pitch requirements) is based on the projections set out in tables 2.12- 2.14 in Section 2. It is noted that the survey responses from football clubs indicated a much higher number of teams being planned the strategy, however, follows the Sport England methodology for team generation rates based on known population changes. The annual review process would need to assess the impact from one season to the next of the reported growth projected by clubs and the actual new teams that have been formed and sustained.

The potential sites and the priority projects as highlighted within the action plan, both for grass and AGP provision will, if developed, address this shortfall including the future growth and demand based on population alongside the club growth.

As stated earlier in Section 4, developer contributions will be sought for the priority projects identified in Section 5 within a 1km catchment of any development in the first instance, ahead of any proposed new on-site playing field provision. The Council's priorities are to increase the quality and quantity on existing sites where possible to support the growth of clubs and hub-sites for sport in hart.

### 5.1 Potential Investment Sites

The following sites in the District are selected for each pitch sport on the basis of meeting most if not all of the following criteria:

- Strategic location (accessibility by public transport)
- Capacity (multi-pitch)
- Security of access (e.g. long lease, grant conditions, community use agreement)
- On-site management / supervision of pitch use
- Potential for delivering sports development outcomes that align with Hart DC, Sport England, Hampshire Sport and NGB strategic aims.

Based on discussions held at the Steering Group, feedback from Clubs, input from the NGBs and discussions with Officers of the Council, The following sites in Figures 5.1, 5.2, 5.3 and 5.4 represent opportunities for investment in order to protect and enhance existing provision. Priority sites from this list are then detailed in Section 5.3 below.

**Figure 5.1: Cricket Sites**

Cricket	Cricket
Secured club/sports association sites	<p>There is a large indoor cricket complex at <b>Eversley Sports Association</b> which is used in the winter for training by Hart based and out of District clubs. Additional outdoor nets are planned by the club.</p> <p>Plans for a new second pitch for <b>Hartley Wintney Cricket Club</b> should help improve the quality standard on their existing pitch (see Appendix A Needs Assessment Report).</p> <p>The purchase of additional land to create a second square as well as reduce <b>Odiham &amp; Greywell Cricket Club's</b> reliance on playing home games on other sites, should help improve the quality standard on their main pitch (see Appendix A Needs Assessment Report).</p> <p>Yateley Cricket Club's pitch improvements to even out their outfield at <b>Sean Devereux Park</b> will help them gain promotion in the league (present standard precludes this).</p> <p>Suitable clubs sites need to be identified to provide enhanced or new nets and NTPs in partnership with Hampshire Cricket Board.</p>

**Figure 5.2: Football Sites**

Football	Football
Secured club/sports association sites	<p><b>Eversley &amp; California FC</b> - Expansion plans including the development of a new clubhouse, more grass football pitches, improved parking and access as when funding allows.</p> <p><b>Fleet Town FC</b> - plans to replace the existing boardroom building at the ground and to refurbish the existing changing room facilities.</p> <p><b>Memorial Playing Fields, Hartley Wintney</b> - Hartley Wintney Football Club &amp; Hartley Wintney Junior FC are currently researching costs for drainage of the main grass football pitch. One new grass football pitch is due to be available within next two years (but the Section 106 Agreement connected to it has yet to be finalised with the developer).</p> <p><b>Sean Devereux Park</b> is a large site with multiple pitches and an adjacent cricket pitch owned by Yateley United. The club plan on initially improving the quality/drainage and layout of the pitches first, then subsequently planning for a new clubhouse and floodlights.</p>
Park sites	<p><b>Calthorpe Park</b> – This site has potential as a local hub, but requires investment in drainage and surface levelling. (NB. The site is on a former landfill site.).</p>
Leisure Centre sites	<p><b>Hart Leisure Centre</b> will have two new youth football pitches, a full size floodlit 3G AGP and four five-a-side floodlit 3G AGPs.</p>



Football	
3G AGPs	To ensure full community access, all new AGP pitches should be FA tested to the British Standard for synthetic turf sports surfaces: BS EN 15330-1 and be on the FA 3G Football Turf Pitch Register.

**Figure 5.3: Hockey Sites**

Hockey	
Secured club/sports association sites	<b>Eversley Sports Association</b> – there are plans to expand pitch provision and to create full size sand filled AGP hockey pitch.

**Figure 5.4: Rugby Sites**

Rugby	
Rugby development potential hub sites	<p>The RFU are currently working on a request for a new senior club in the District, Hook &amp; Odiham RFC who will train and play at <b>Lord Wandsworth College</b>.</p> <p>Should this take off, then Hampshire RFU have requested that a more permanent and sustainable home ground in the Hook / Odiham area needs to be identified and explored.</p>

## 5.2 Site Specific Actions

The Playing Pitch Assessments (Appendices A-C) set out all the specific pitch needs and the Playing Pitch Strategy sets out all sites below by way of a summary in Figure 5.5 that follows. This includes sites that were considered as having no issues, as identified from site assessments, audits and consultation, but highlighted as a need to maintain current quality status. These are not listed as priorities or time dependent given the need to retain the quality and maintenance regimes as a vital part of the supply of playing pitches for Hart.

Section 5.3 and Figure 5.6 follow with the priority sites for action in the short, medium and longer term. The first two years implementation and delivery of this Playing Pitch Strategy, the short term, are considered the leading priorities for investment.

The timescales within this Playing Pitch Strategy mirror those within the main Open Space, Sport and Recreation Study. Short term is defined as 1 – 2 years. Medium Term 3 – 5 years and Long Term is 5 years and above.

To assist with the future delivery of the projects highlighted below, and the outline investment requirements the sites have been divided into the sub-regions of the district as introduced earlier within this strategy report. It should be noted that the assessment of need for all pitch sports within this playing pitch is done on a district wide basis and the split of projects below is done solely to coordinate potential sub-area investment opportunities.

### Sub Area A: West Area

*(Wards: Eversley, Hartley Wintney, Hook, Odiham and Long Sutton)*

### Sub Area B: North East area

*(Wards: Yateley North, Yateley West, Yateley East, Frogmoor & Darby Green and Blackwater & Hawley)*

### Sub Area C: South East area

*(Wards: Fleet Pondtail, Fleet Central, Fleet West, Fleet Courtmoor, Church Crookham West and Church Crookham East)*

**Figure 5.5: All Sites and Actions - Sub-Area Split**

Sub Area	Site	Issue(s)	Action	Lead	Partners	Resources	Priority
A	Bramshill Police College	Risk of permanent loss of playing field land	Identify alternative provision	Hart DC	Hampshire Cricket Board /ECB / Hants FA.	Officer time	Short term
A	Hartletts Park	No changing rooms, reconfiguration of pitches.	Refurbishment of community centre	Hook Parish Council	FA	Project management and Fees – Capital budget to be determined but circa £85k based on scheme for changing	Medium term
A	Hartley Witney Memorial Ground	1.Pitch maintenance (drainage and uneven) -shortage of equipment -security of pitches uncertain. 2. Plans for a new cricket pitch to be funded from new development developer contributions 3. One new grass football pitch is due to be available within next two years. (The funding for the pitch has been secured, but the operating costs have not.)	-Ongoing negotiations with LA (security) -Plans to improve drainage  Develop new pitch.  Develop new pitch	Hartley Witney FC  Hartley Witney CC  Hartley Wintney Parish Council	Hartley Witney Parish Council  B&BBC  Hartley Wintney Football Club / Hartley Wintney Junior Football Club	Circa £20k based on drainage scheme  Section 106 developer contributions  £20k new pitch Funding secured	Short Term (pitch) Long term (drainage) based on funding at present.
A	King George V Playing Field	None identified	Maintain Standards	Hook & Newham Basics CC	Hook PC	Existing maintenance budget	On Going
A	Long Sutton Recreation Ground	None identified	Maintain Standards	Long Sutton & Well PC	Hart D.C.	Existing maintenance budget	On Going
A	Lord Wandsworth College	Pitch improvements	Ongoing through maintenance	Lord Wandsworth College	Long Sutton & Well PC	Internal through maintenance	Short term
A	Memorial Ground	None identified	Maintain Standards	Hart DC	Clubs	Existing	On Going

Sub Area	Site	Issue(s)	Action	Lead	Partners	Resources	Priority
A	North Warnborough old Boys FC	Pitch improvements (drainage)	Drainage works	North Warnborough Youth Football Club		Circa £20k based on drainage scheme	Medium term
A	Odiham & Greywell CC	-Vandalism -Shortage of pitches	Purchase / lease additional land for expansion (second pitch)	Odiham & Greywell CC		To be determined	Long term
A	RAF Odiham Gymnasium	Risk of permanent loss of playing field land - short term lease	Begin negotiations on lease	Hartley Wintney (support from Hart DC)		Officer time	Short term (not a facility investment action)
A	Robert May's School	Poor quality ancillary facilities	Improve changing	Robert May's School		Capital scheme funded by school	Medium term
A	Rotherwick Playing Fields	None identified	Maintain Standards	Hook PC.	Hart D.C.	Existing maintenance budget	On Going
A	St Neots Prep School	AGP use restricted by lack of floodlights	No action possible				
A	The Abercorn	Non Identified	Maintain Standards	Crookham Rovers F.C.	Hart D.C.		On Going
A	The St John Ground	None identified	Maintain Standards	Hartley Wintney P.C.		Existing Budget	On Going
A	Additional site North East of Hook	Site to be identified	Develop additional Pitches	Hart DC via Section 106	Developers	Section 106 developer contributions	Medium to long term
B	Blackwater & Hawley Leisure Centre	Pitch improvements (drainage). Poor maintenance	Improve drainage and re-configure pitches	Blackwater and Hawley Town Council		Drainage scheme Circa £20k plus improvement to maintenance	Medium term
B	Cross Green	None identified	Maintain Standards	Eversley Sports Association		Existing maintenance budget	On Going
B	Crown Taverners Cricket Club	Risk of permanent loss of playing field land. Cost of pitch maintenance.	Support Crown Taverners in providing additional resources for maintenance and lease cost	Crown Taverners Cricket Club	Hampshire Cricket Board / ECB, MOD		Short term
B	Darby Green Playing Fields	Pitch improvements (drainage). Poor maintenance.	Improved drainage	Yateley Town Council		Circa £20k based on drainage scheme	Medium term
B	Eversley Sports Association	12 acres of sports Fields including Clubhouse with catering facilities and Bar	1. Secure purchase of additional 20 acres of land. 2. Layout new pitches	ESA	Hampshire Cricket Board /ECB, England Hockey,	1. Staff and legal resources 2. Project management and Fees – Capital budget to be	Short term / Medium term (see action plan)

Sub Area	Site	Issue(s)	Action	Lead	Partners	Resources	Priority
		Changing rooms with Catering facility 2 senior football pitches 8 junior football pitches Additional senior & junior cricket pitches Additional outdoor cricket nets Car park for 80 vehicles Drainage and irrigation infrastructure New sand filled AGP for hockey	3. Construction of sand filled AGP for hockey 4. Additional senior and junior cricket pitches, 5. Additional outdoor cricket nets on Fox Lane site. 6. Drainage and irrigation infrastructure as appropriate with changing facilities  All based on NGB requirements.		Hants FA, Hart DC.	determined but circa £650k based on scheme for FS Sand filled pitch	
B	Frogmore Junior School	Pitch improvements - drainage	Improved drainage	Frogmore Junior School		Circa £20k based on drainage scheme	Medium Term
B	Frogmore Leisure Centre	Pitch improvements (drainage). Poor maintenance.	Improved drainage	Frogmore LC		Circa £20k based on drainage scheme	Short term
B	Gibraltar Barracks	None identified	Maintain community access	MOD		n/a	On Going
B	The Sean Devereux Park	Cricket Pitch improvements (drainage and uneven) -poor maintenance -security of lease  Football pitch improvements	-Plan to improve drainage, evenness of outfield - Negotiating lease with Yateley Football Club  Plans to improve the quality/drainage and layout of the football pitches and in long term clubhouse and floodlights	Yateley Cricket and Hockey Club  Yateley United, FC,	Hart DC Hants FA	Project management and Fees – Capital budget to be determined but circa £250k based on scheme for pitch improvements, changing improvements and floodlighting	Short term
B	The Zebon Copse Centre	-Pitch maintenance (drainage) -affordability of rent	Improve drainage	Fleet Town Council		Circa £20k based on drainage scheme	Medium term
B	Westfields Junior School	None identified	Maintain Standards	Westfields Junior School	Hampshire County Council	Existing Schools Budget	On Going

Sub Area	Site	Issue(s)	Action	Lead	Partners	Resources	Priority
B	Yateley CC	-Pitch improvements -Securing access	Begin negotiations on lease, improve maintenance regime	Yateley CC	Yateley Town Council	To be determined	Short term
B	Yateley Green	None identified	Maintain Standards	Yateley Town Council	Hart D.C.	Existing maintenance budget	On Going
B	Yateley Manor Prep School	Changing capacity	Improve changing – Site acquired - plans in hand	Yateley Manor Prep School		Unknown	Medium term
B	Yateley Health and Fitness	None identified	Maintain Standards	Community School	Clubs	Existing	On going
C	All Saints C of E Junior School	None identified	Maintain Standards	All Saints C of E Junior School	Hampshire County Council	Existing Schools Budget	On Going
C	Ansells Farm	None identified	Maintain standards	Fleet Town Council		Existing	On Going
C	Basingbourne Park	Changing quality	Re-furbish changing facilities	Fleet Town Council	Friends of Basingbourne Park	Project management and Fees – Capital budget to be determined but circa £25k	Medium term
C	Calthorpe Park	Drainage and surface levelling	Develop as local hub for football	Fleet Town Colts.	Fleet Town Council, Hart DC, Hants FA		Medium Term
C	Calthorpe Park School	Additional AGP	Construction of new short pile 3G AGP	Calthorpe Park School		Project management and Fees – Capital budget to be determined but circa £650k based on scheme for 3G pitch	Short term
C	Cody Sports & Social Club	Risk of permanent loss of playing field land	Support club to secure tenure or Identify alternative provision	Hart DC	Hampshire Cricket Board /ECB / Hants FA.	Officer time	Short term
C	Court Moor School	Limited use due to lack of floodlights	Additional floodlighting is aspiration of school	Court Moor School	Hart DC (Planning)	To be determined	Consultant Team view this as unlikely to proceed.
C	Elvetham Heath	None identified	Maintain Standards	Elvetham Heath Parish Council	Hart DC	Existing maintenance budget	On Going
C	Farnham Road Recreation Ground	None identified	Maintain Standards	Crondall Parish Council	Hart D.C.	Existing maintenance budget	On Going



Sub Area	Site	Issue(s)	Action	Lead	Partners	Resources	Priority
C	Fleet Cricket Club	Quality of changing facilities	Plan to improve changing facilities	Fleet Cricket Club		To be determined Circa £85k based on refurbishment of changing	Long term
C	Fleet Town Fitness & Social Club	Quality of facilities. Lack of girls changing facilities.	2015 is the club's 125th Anniversary Year (founded 1890) and plans to replace the existing boardroom building at the ground and to refurbish the existing changing room facilities.	Fleet Town FC	Hants FA.	To be determined Circa £85k based on refurbishment of changing	Long term
C	Hart Leisure Centre	Pitch improvement proposals	Two new junior grass football pitches, a full size floodlit 3G AGP and four five-a-side 3G AGPs.	Hart DC		1. Staff and legal resources 2. Project management and Fees – Capital budget to be determined but circa £650k based on scheme for FS Sand filled pitch	Short term
C	Hook Meadow	None identified	Maintain Standards	Crondall Parish Council	Hart D.C.	Existing maintenance budget	On Going
C	Oakley Park	Pitch maintenance - drainage, uneven surface	Improve drainage	Fleet Town Colts	Fleet Town Council	Circa £20k based on drainage scheme	Medium term
C	Peter Driver Sports Ground	-Pitch maintenance (drainage, uneven grass coverage)	Improve drainage	Fleet Town Colts	Church Crookham PC.	Circa £20k based on drainage scheme	Medium term
C	Velmead Junior School	None identified	Maintain Standards	Velmead Junior School	Hampshire County Council	Existing Schools Budget	On Going

### 5.3 Priority Actions

Recommended priority actions for the Playing Pitch Strategy Steering Group to progress in the short, medium and long term following adoption of the strategy are detailed in Figure 5.6 below. By their nature, some of these projects may take longer to implement or others may prove impractical or unaffordable following detailed feasibility assessment. It is therefore important that the Steering Group continues to meet regularly during the life of the Playing Pitch Strategy to review and update the priority actions.

Key for Figure 5.6:

Short Term = 1 year to 3 years  
 Medium Term = 3 to 5 years  
 Long Term = 5 years+

**Figure 5.6: Priority Projects Years 1 - 3**

Sub Area	Site	Issue(s)	Action	Lead	Partners	Resources	Priority
A	Bramshill Police College, Police College, Bramshill, Hook, RG27 0JH	Risk of permanent loss of playing field land	Identify alternative provision via Local Plan process ahead of the potential loss.	Hart DC	ECB / FA	Officer time	Short Term
A	Hartley Witney Memorial Ground, Green Lane, Hartley Wintney, RG27 8DL.	-One new grass football pitch is due to be available within next two years. (The funding for the pitch has been secured, but the operating costs have not.)	-Plans for new pitch	Hartley Wintney Parish Council	Hartley Wintney Football Club / Hartley Wintney Junior Football Club	£20k new pitch Funding secured	Short Term
A	Lord Wandsworth College, Long Sutton, Hook, RG29 1TB	Pitch improvements	Ongoing through maintenance	Lord Wandsworth College	-	Internal through maintenance	Short Term
B	Crown Taverners CC, Minely Road, adjacent to M3 J4a	-Risk of permanent loss of playing field land -Cost of pitch maintenance	Support Crown Taverners in providing additional resources for maintenance and lease cost	Crown Taverners CC	ECB, MOD	-	Short Term
B	Eversley Sports Association, Bob Schofield Way, Fox Lane, Eversley Cross, RG27 0NQ	-New sand based AGP for hockey	Construction of a floodlit full size sand based AGP for hockey	Eversley Sports Association	England Hockey, Yateley Hockey Club	Project management and Fees – Capital budget to be determined, but circa £650k based on scheme for a sand based AGP	Short Term
B	Frogmore Leisure Centre, Potley Hill Road, Yateley, GU46 6AG	-Pitch improvements (drainage) -Poor maintenance	Improved drainage	Frogmore Community College / Hampshire County Council	-	Circa £20k based on drainage scheme	Short Term
B	The Sean Devereux Park, GU46 7SZ	-Pitch improvements (drainage and uneven) -Poor maintenance -Security of lease (football owned part of	-Plan to improve drainage, evenness of outfield -Plans to improve the quality/drainage and layout of the football pitches	Yateley United Football Club	Yateley Cricket and Hockey Club, Yateley Town Council Hants FA	Project management and Fees – Capital budget to be determined but circa £250k based on scheme for	Short Term

Sub Area	Site	Issue(s)	Action	Lead	Partners	Resources	Priority
		Sean Devereux Park) for Yateley CC	and in long term clubhouse and floodlights -Negotiating lease with Yateley Cricket Club			pitch improvements, changing improvements and floodlighting	
B	Yateley Cricket Club, GU46 7SZ (Yateley CC own part of Sean Devereux Park)	-Pitch improvements -Securing access	Begin negotiations on lease for football owned part of Sean Devereux Park), improve maintenance regime	Yateley Cricket and Hockey Club	Yateley Town Council	To be determined	Short Term
C	Calthorpe Park School, Hitches Lane, Fleet, GU51 5JA	Additional AGP	Construction of new short pile 3G AGP	Calthorpe Park School / Hampshire County Council	-	Project management and Fees – Capital budget to be determined but circa £650k based on scheme for 3G pitch	Short Term
C	Cody Sports & Social Club	Risk of permanent loss of playing field land	Support club to secure tenure or Identify alternative provision	Hart DC	Hampshire Cricket Board /ECB / Hants FA.	Officer time	Short term
C	New Hart Leisure Centre	Additional grass and all weather pitches at the new site	Two new youth football pitches, a full size floodlit 3G AGP and four five-a-side floodlit 3G AGPs	Hart DC	-	LA funding confirmed	Short Term

### 5.7 Medium to Long Term Projects

Sub Area	Site	Issue(s)	Action	Lead	Partners	Resources	Priority
A	Hartletts Park, Ravenscroft, Hook, RG27 9NN	-No changing rooms - Reconfiguration of pitches	Refurbishment of community centre	Hook Parish Council	-	Project management and Fees – Capital budget to be determined but circa £85k based on scheme for changing	Medium Term
A	North Warnborough Old Boys FC, The Street, North	Pitch improvements (drainage)	Drainage works	North Warnborough Youth Football Club	-	Circa £20k based on drainage scheme	Medium Term

Sub Area	Site	Issue(s)	Action	Lead	Partners	Resources	Priority
	Warnborough, RG29 1BL						
A	Robert May's School, West St, Odiham, Hook, RG29 1NA	Poor quality ancillary facilities	Improve changing	Robert May's School / Hampshire County Council	-	Capital scheme funded by school	Medium Term
B	Yateley Manor Prep School, 51 Reading Road, Yateley, GU46 7UQ	Changing capacity	Improve changing – Site acquired - plans in hand	Yateley Manor Prep School	-	To be determined	Medium Term
B	Blackwater & Hawley Leisure Centre, Hawley Green, Camberley, GU17 9BW	-Pitch improvements (drainage) -Poor maintenance	Improve drainage and re-configure pitches	Blackwater & Hawley Town Council	-	Drainage scheme Circa £20k plus improvement to maintenance	Medium Term
B	Darby Green Playing Fields, GU17 0DX	-Pitch improvements (drainage) -Poor maintenance	Improved drainage	Yateley Town Council	-	Circa £20k based on drainage scheme	Medium Term
B	Eversley Sports Association, Bob Schofield Way, Fox Lane, Eversley Cross, RG27 0NQ	-Additional outdoor cricket nets	Additional outdoor cricket nets on Fox Lane site	Eversley Sports Association	-	Circa £15-20k based on a three net system	Medium Term
B	Frogmore Junior School, Green Lane, Camberley, GU17 0NY	Pitch improvements (drainage)	Improved drainage	Frogmore Junior School	-	Circa £20k based on drainage scheme	Medium Term
B	The Zebon Copse Centre, Danvers Drive, Church Crookham, GU52 0ZE	-Pitch maintenance (drainage) -Affordability of rent	Improve drainage	Church Crookham Parish Council	-	Circa £20k based on drainage scheme	Medium Term
C	Basingbourne Park, GU52 6TE	Changing quality	Re-furbish changing facilities	Fleet Town Council	Friends of Basingbourne Park	Project management and Fees – Capital budget to be determined but circa £25k	Medium Term
C	Calthorpe Park, Fleet, GU51 4AB	-Pitch maintenance (drainage) -Quality of changing - affordability of rent -Availability of pitches	-Negotiating lease with Fleet Town Council. -Develop as local hub	Fleet Town Colts	Fleet Town Council	As the site is on a former landfill site, a ground conditions survey will be required before the costs and extent of works are determined.	Medium Term

Sub Area	Site	Issue(s)	Action	Lead	Partners	Resources	Priority
C	Oakley Park, GU51 3PP	Pitch maintenance (drainage, uneven surface)	Improve drainage	Fleet Town Colts	Fleet Town Council	Circa £20k based on drainage scheme	Medium Term
C	Peter Driver Sports Ground, Tweseldown Road, Fleet, GU52 8DF	Pitch maintenance (drainage, uneven grass coverage)	Improve drainage	Fleet Town Colts	Church Crookham PC	Circa £20k based on drainage scheme	Medium Term
Longer Term							
A	Additional site North East of Hook	Site to be identified for additional pitch for Hartley Wintney Cricket Club and the pitches for football	Identify site via Local Plan process. Develop additional pitches (further investigation in support for this project for Hook Utd FC also).	Hart DC via Section 106	Developer	Section 106 developer contribution – to be determined	Medium to Long Term
A	Hartley Witney Memorial Ground, Green Lane, Hartley Wintney, RG27 8DL.	-Pitch maintenance (drainage and uneven) -Shortage of equipment -Security of pitches uncertain	-Ongoing negotiations with LA (security) -Plans to improve drainage on main pitch	Hartley Witney FC	Hartley Witney Parish Council	Circa £20k based on drainage	Long Term
A	Odiham & Greywell Cricket Club, Long Lane, RG29 1JE	-Vandalism -Shortage of pitches	Purchase / lease additional land for expansion (second pitch)	Odiham & Greywell CC	Hart DC (planning)	To be determined	Long Term
C	Fleet Cricket Club, GU51 4AB	Quality of changing facilities	Plan to improve changing facilities	Fleet CC	-	Circa £85k based on refurbishment of changing	Long Term
C	Fleet Town Fitness & Social Club, GU51 5FA	-Quality of facilities -Lack of girls changing facilities	-Planning to replace the existing boardroom building at the ground and to refurbish the existing changing room facilities.	Fleet Town FC	-	Circa £85k based on refurbishment of changing	Long Term



## 6. Summary

The Playing Pitch Strategy forms an integral part of the overall Open Space, Sport and Recreation Study for Hart District Council and importantly represents a key element of the evidence base for the emerging Local Plan.

Hart District Council in the midst of an important and defining time for the District as the plans (and evidence base) are being put in place to ensure that the development and growth of its infrastructure and population provides the right amount of facilities for community sport to meet both current and future demand.

The Council and its partners have a good track record of investment in leisure and recreation facilities and the Council has long recognised the value of sport and leisure as a key contributor to health and wellbeing and community development. Over recent years the Council have invested in sport and leisure facilities in Hart to provide high quality opportunities for residents to lead active lifestyles and participate in sport and physical activity. The adoption and implementation of this strategy will ensure this can continue.

The Steering Group set out a number of clear drivers and priorities to address and this strategy tackles these by: providing an up to date understanding of supply and demand, providing a solid evidence base for each leading sport, a site specific basis for future investment, addressing changes to demand from population increases and spatial needs, identifying broad issues to be addressed for pitch sports (such as maintenance issues, wider action needed to support individual sports and changing forms of participation), identifying the protection of sites and also determining the future role and demand for AGPs in supporting growth and changes to hockey and football.

The Council and its partners have shown great vision in committing to this strategy and the overall Open Space, Sport and Recreation Study and the subsequent potential delivery of the leading priorities and recommendations.

The central challenge for Hart District Council, in times of continuing budget pressure for local authorities, is to address both the current identified facility shortfall (in both quality and quantity) as well as continuing to ensure that community provision caters for the Districts projected population increases included potential housing overspill and growth from its neighbouring local authorities.

Hart District Council's Planning Department alongside the Leisure and Environmental Promotion team must now ensure that this strategy, as part of the Open Space, Sport and Recreation Study, and the policies, standards and recommendations presented therein, become embedded within the emerging local plan and the local planning process to ensure that sport, leisure and recreation can continue to get the investment it needs to making the lasting and positive impact that it has on the lives of the residents of Hart District.

The strategy has identified the likely impact of the population growth currently projected on demand for pitches for team games and training for the leading pitch sports within Hart. It has been established that the current supply of pitches, with the recommended project investments (including the AGPs), will provide the capacity required to meet the needs of the pitch sports in Hart to 2032 (the current Local Plan period) based on population growth currently forecast. It should be noted that this will only be the case if the investments and priority projects highlighted in this strategy are delivered. This is most pertinent for the demand for youth football and its future accommodation on the proposed new AGPs, the area of most need and current shortfall.

Whilst the current and forecast population increases are accounted for within the priority projects, there is a high degree of uncertainty as to future allocations for new housing within the Local Plan period. As a consequence of the Council's partnership with neighbour authorities - Surrey Heath and Rushmoor - new allocations may well be made that would result in substantially greater population growth than the current projections. Should this happen, there will be more demand for playing pitches than accounted for in this strategy. Such changes in the picture of demand should be taken into account (along with any changes in supply) in the process of periodic review and updating the strategy and action plan.



## Appendix A - Assessment of Need: Cricket

## Hart Playing Pitch Strategy: Appendix A Cricket - Assessment of Needs (Stages B & C)

### 1. Pitch Supply (Step 2)

For all four sports included in the PPS scope – cricket, football, hockey and rugby - the following pitch supply information, see diagram below, has been gathered, as far as possible, by a combination of data collection and review, surveys and consultations:

**Figure A1: Pitch Supply Overview**



*Sources of information* – The sources of information used to establish current pitch supply were: latest Sport England Active Places Power audit for playing pitches in Hart; relevant NGB, county board and club websites; NGB insight data (where available); grounds staff (where present on site visits), NGB national and regional/county PPS leads; online survey returns from sports clubs, schools & NGBs.

*Site visits and inspections* - Insight from site visits and discussions with owners, managers, club officials or ground staff as available, formed the base data to enable the pitch inspections (using non-technical quality assessment forms) to be undertaken. Changes to pitch layouts and numbers since the last Active Places audit are recorded to provide an up to date record of pitch quantity and quality in Hart.

*NGB verifications* - On completion of the audit, NGB representatives reviewed the pitch quality ratings and the pitch carrying capacity, based on the quality assessment. It is this agreed carrying capacity rating that has been used in the site-specific needs assessments.

*Findings* - The pitch supply information for Hart as set out in Figure A1 above has been collated and entered in Spreadsheets (one for each pitch sport) detailing:

- Current Supply
- Current Demand
- Site Overviews (current supply and demand balance)
- Future Supply and Demand (taking into account forthcoming changes in the supply of pitches and projected population change).

## Cricket Supply

Findings relating to cricket pitch supply in Hart are summarised below.

### Number of grass pitches

In the 2015 season, 20 grass Cricket Squares and 16 outdoor Non-Turf Pitches (NTPs) were identified as available for community cricket use at 16 sites in Hart. Of these, two sites have separate names but are counted in this study as single sites (Eversley / Cross Green and Zebon Copse / Darby Green). Six of these sites are effectively closed to match games, but do accommodate a degree of practice and closed (School & Armed Services) use. One site outside of the District (Stratton Park) is used extensively by a major club in Hart – Hook & Newham Basics.

The 20 grass squares and 16 NTPs are being used in 2015 by 121 teams of all ages in Hart-based clubs. The majority of these teams play in Saturday leagues. One club has three home grounds, two based in Hart and one based in a neighbouring borough. There are 43 adult male teams in Hart playing in leagues or friendly matches and a number of midweek evening matches. There are also a further 66 junior boys teams, eight junior girls teams and four women's cricket teams, a total of 121 Teams.

The pitches also accommodate an element of 'imported' demand, i.e. displaced demand from neighbouring Districts, but this is more than balanced by a larger element of exported demand, i.e. Hart-based teams playing on pitches outside the District.

### Size of grass pitches

Five of the 20 grass squares include some wickets that are sized appropriately for junior matches and these are marked out according to need. In most cases where NTPs are provided, these are used for junior matches. The schools based squares provided by St Neots Preparatory School, Lord Wandsworth College, Calthorpe Park School (NTP), Court Moor School (NTP) and Yateley Manor School (NTP) also have junior sized wickets. In addition, many of the private club grass pitches do set aside one strip for junior matches requiring shorter dimensions, often on their out-field.

### Ownership, Operation, Quality and Access

Most sites are owned outright or leased by clubs. In some cases, there is a mixture of ownership of one part of a site and lease of another (Eversley / Cross Green and Sean Devereux Park). Where leases are in place, these are generally with the Local Authority, either Hart District Council or the local or Parish or Town Council. One club leases its site from the MOD (Crown Taverners CC).

There is a large Indoor Cricket Complex at Eversley Sports Association (ESA) which is used in the winter for training by Hart based and out of District clubs. ESA owns its own land and has plans for further extensions. Odiham and Greywell CC are also seeking additional land adjacent to their site for expansion.

The quality of pitches across Hart is good with most clubs making their own arrangements for maintenance. Practice wickets and nets are generally in good order and ancillary facilities are also generally good.

Key features of the cricket facilities at these sites are shown in Figures A2, A3, A4, A5 and A6:

**Figure A2: Non-Club & School Grass Cricket Pitches**

Site	No. Pitches	No. Wickets	Pitch Quality <sup>1</sup>	Ancillary & Quality	Security of Access
Bramshill Police College Sub Area A	1 plus two good quality nets	3	Standard	Good	Now unsecured access as sold to developers. Future access uncertain.
Lord Wandsworth School Sub Area A	2	22	Good	None	School only
St Neots Preparatory School Sub Area A	1	10	Good	None	School only, but has had ad hoc community and Hampshire Cricket Board events

**Figure A3. Local Authority, Town Council, Sports Club & Association Grass Cricket Pitches**

Site & Sub Area	No. Pitches	No. Wickets	Pitch Quality <sup>1</sup>	Ancillary & Quality	Security of Access
Calthorpe Park GU51 4AB Sub Area C	1 Plus practice nets on non-turf wickets	10	Good	Changing / Pavilion with Kitchen & Bar (poor). Parking on site.	Secured access – Leased from Fleet Town Council 2 years remaining, currently negotiating for a 25 – 30 year lease to allow investment in changing facilities and showers.
Cody Sports & Social Club Sub Area C	2	15	Poor	Changing / Pavilion with Kitchen & Bar (standard). Parking on site.	Uncertain security of tenure - lease may have expired.
Crown Taverners – Minely Road Sub Area A	1 plus Portable practice nets used on non-turf wicket	5	Good	No changing in Pavilion, changing in porta cabin, basic.	Secured access - leased to the sports club by MOD. Considering giving up lease at end of term. Also used by Fleet CC colts.
Eversley SA / Cross Green RG27 0NQ Sub Area A	2 plus practice nets	24	Good	Changing / Pavilion with Kitchen & Bar (good). Ample parking on site.	Secured access – Eversley Sports Association.
The Green Hartley Wintney RG27 8QB Sub Area A	1 plus. Roll out practice nets	12	Good	Changing / Pavilion with Kitchen & Bar (standard). Some	Secured access - sports club leases ground from Hart DC – up to 2023. Promotion chances restricted by size

<sup>1</sup>Based on mean quality scores from non-technical assessments conducted at Start of the 2015 season, ECB Performance Quality Assessments (PQS) were provided, and categorised (good/standard/poor) in agreement with ECB.



**Hart Playing Pitch Strategy: Assessment of Need Report - Cricket Final Report**  
**Appendix A – July Amendment**

Site & Sub Area	No. Pitches	No. Wickets	Pitch Quality <sup>1</sup>	Ancillary & Quality	Security of Access
				parking on adjacent green.	of outfield. Permanent Practice nets needed.
Hook Meadow Cron dall GU10 5QQ  Sub Area C	1	12	Good	Changing / Pavilion with Kitchen & Bar (good) shared with bowling club.	Secured access – Parish Council owns site. Also used by Odiham & Greywell CC.
King George V PF Hook Common RG27 9JJ  Sub Area A	1 plus practice nets	12	Good	Changing / Pavilion with Kitchen & Bar.	Secured access - sports club owns site.
Long Sutton Recreation Ground  Sub Area A	1	11	Good	Changing /Pavilion (good). Some parking on site.	Secured access – Parish Council owns site. Also used by Odiham & Greywell CC.
Odiham & Greywell CC Long Lane RG29 1JE  Sub Area A	1 plus 3 sets practice nets	10	Good	New Changing/ Pavilion with Kitchen & Bar (good & to ECB standards). Ample parking on site.	Secured access - Owned by club. Club seeking to purchase adjacent land for second square.
Rotherwick P.F. Post House Lane Rotherwick RG27 9BB  Sub Area C	1	8	Standard	Changing / Pavilion - Thatched (standard). Ample parking on site.	Secured access – Parish Council owns site.
St John’s Ground Dogmersfield RG27 8SS  Sub Area C	1 plus practice nets	8	Good	Changing / Pavilion with Kitchen (good). Restricted parking on site.	75 year lease in place from private landowner.
Sean Devereux Park  Sub Area B	2 plus new practice nets	26	Good	Changing / Pavilion with Kitchen & Bar (good & to ECB standards).Ample parking.	Owned by the club - 2nd square leased from Yateley Football Club - 18 year lease but negotiating.

**Figure A4: MOD Grass Cricket Pitches**

Site	No. Pitches	No. Wickets	Pitch Quality <sup>2</sup>	Ancillary & Quality	Security of Access
Gibraltar Barracks Sub Area B	1	10	Standard	MOD	Used by military teams and as additional site for some league matches

**Figure A5: Non-Club & School Non-Turf Pitches**

Site	No. Pitches	No. Wickets	Pitch Quality <sup>2</sup>	Ancillary & Quality	Security of Access
Blackwater & Hawley Leisure Centre Sub Area B	1	1 non-turf	Standard	Changing / Leisure Centre (good), free on-site parking.	Open access.
Bramshill Police College Sub Area A	1	1 non-turf	Poor	None currently accessible	Now unsecured access as sold to developers. Future access uncertain.
Calthorpe Park School Sub Area C	1	1 non-turf	Good	None	School only
Court Moor School Sub Area C	1	1 non-turf	Good	None	School only
Yateley Health & Fitness Sub Area B	1	1 non-turf	Standard	Changing / Leisure Centre (good), free on-site parking.	Out of school hours only.
Yateley Manor School Sub Area B	1	1 non-turf	Standard	None	School only

**Figure A6: Local Authority, Town Council, Sports Club & Association Non-Turf Pitches**

Site	No. Pitches	No. Wickets	Pitch Quality <sup>2</sup>	Ancillary & Quality	Security of Access
Calthorpe Park Sub Area C	2 Non-Turf, 1 full size one 2/3rds size.	2 non-turf	Good	Changing / Pavilion with Kitchen & Bar (Poor). Parking on site.	Secured access – Leased from Fleet Town Council 2 years remaining, currently negotiating for a 25 – 30 year lease to allow investment in changing facilities and showers.
Cody Sports & Social Club	1	1 non-turf	Poor	Changing / Pavilion with Kitchen & Bar	Uncertain security of tenure - lease may have expired.

<sup>2</sup> Based on mean quality scores from non-technical assessments conducted at Start of the 2015 season, ECB Performance Quality Assessments (PQS) were provided, and categorised (good/standard/poor) in agreement with ECB.

Hart Playing Pitch Strategy: Assessment of Need Report - Cricket Final Report  
Appendix A – July Amendment

Site	No. Pitches	No. Wickets	Pitch Quality <sup>2</sup>	Ancillary & Quality	Security of Access
				(Standard). Parking on site.	
Crown Taverners – Milney Road  Sub Area A	1	1	Good	No changing in Pavilion, changing in porta cabin, basic.	Secured access - leased to the sports club by MOD. Considering giving up lease at end of term. Also used by Fleet CC colts.
Hook Meadow  Sub Area C	1	1	Good	Changing / Pavilion with Kitchen & Bar (good) shared with bowling club.	Secured access – Parish Council owns site. Also used by Odiham & Greywell CC.
Odiham & Greywell CC  Sub Area A	1	1	Good	New Changing / Pavilion with Kitchen & Bar (good & to ECB standards). Ample parking on site.	Secured access - Owned by club. Club seeking to purchase adjacent land for second square.
Rotherwick P.F.  Sub Area C	1	1	Poor	Changing / Pavilion - (Standard). Ample parking on site	Secured access – Parish Council owns site.
Sean Devereux Park  Sub Area B	1	1	Good	Changing / Pavilion with Kitchen & Bar (good & to ECB standards). Ample parking.	Owned by the club.
The Green, Hartley Wintney  Sub Area A	1	1	Good	Changing / Pavilion with Kitchen & Bar (standard). Some parking on adjacent green.	Secured access - sports club leases ground from Hart DC – up to 2023.
Yateley Green  Sub Area B	1	1	Standard	Yateley pavilion good.	Owned by Town Council available for hire.

The majority of sites with cricket pitches are **privately owned sports and social clubs** operated on a 'not-for-profit' basis. These sites provide community access to their cricket pitches for programmed club fixtures only. There is also one cricket pitch available for hire from the **Military of Defence** (MoD).

#### Fine Turf Grass Pitches

There are a total of 20 fine turf cricket squares in Hart. These provide a total of 198 fine turf wickets, many of which are brought into play twice during the course of a cricket season. The quality of these squares, and their outfield, are good. Bounce is generally medium to slow, but on inspection, most wickets were being maintained to provide an even surface with enough grass cover to take extended play.

Mid-season repair work is undertaken at all sites and each square has end of season renovation work carried out on it. Practice takes place on wickets that have been played out, prior to renovation.

Where there are non-turf wickets on the fine turf squares, these are also used for practice. Many sites have mobile nets which are used for practice on played out grass wickets, designated grass practice wickets or non-turf wickets. In this way, maximum use is made of fine turf squares for both match play and practice.

#### Non-Turf Cricket Pitches

In total there are 16 NTPs in Hart in operational condition. Of these, five are located on sites where there is no grass cricket square. Three of these five are on school sites and two are located at multi-sport sites as follows:

- **Calthorpe Park School** 1 NTP
- **Court Moor School** 1 NTP
- **Blackwater & Hawley Leisure Centre** 1 NTP
- **Yateley Health & Fitness** - 1 NTP
- **Yateley Manor School** – 1 NTP

NB. It should be noted that the NTP at Calthorpe Park School will be moving to a field next door to the current site, due to the building of a new 3G AGP.

The quality of non-turf wickets across Hart is variable. Many wickets rated from standard to poor show little signs of maintenance having been undertaken. In general, where non-turf wickets are located on or adjacent to fine turf squares the quality is better than where they are located in isolation.

#### Cricket Practice Nets

There are six cricket sites in the District with functioning outdoor practice net systems. These are located at the following cricket sites:

- **Bramshill Police College** - a two net system which is in good condition as new.
- **Eversley SA / Cross Green site** - a two net system in good condition (plus four indoor practice Wickets).
- **King George V PF. Hook Common** - a three net system which is heavily used and which shows evidence of patch repairs.
- **Odiham & Greywell CC Long Lane** - a three net system in good condition (plus mobile).
- **Sean Devereux Park** - a three net system in good condition.
- **St John's Ground Dogmersfield** - two net system in standard condition.

ESA is planning additional outdoor cricket nets on their Fox Lane site as part of their proposed programme of expansion and improvement. In addition, a number of clubs use portable or wheeled cricket practice nets. These are normally used in association with NTPs located adjacent to grass squares, but are also used on grass wickets where these have been played out but before renovation. These include:

- **Calthorpe Park** - One full size and one 2/3<sup>rd</sup> size NTP are used
- **Hartley Wintney** – Whilst there is an ideal position available on site for permanent nets, planning issues prevent these being established.
- **Odiham & Greywell** – Portable nets supplement fixed 3 net system.
- **Crown Taverners** – Portable net used on NTP – three years old

#### Indoor Cricket Practice Nets

The following community leisure sites and education sites provide indoor cricket facilities (sports halls with cricket practice nets, changing facilities) with availability for hire for winter indoor training:

- **Eversley Sports Association**, Fox Lane site – four indoor practice nets.

- **Hart Leisure Centre / Frogmoor Leisure Centre** - On enquiry, neither Centre had indoor cricket nets for hire.
- **Lord Wandsworth College** - Four good quality cricket nets available for hire to the community and the College run an Andrew Flintoff Cricket Academy for youngsters.

#### 'At Risk' Sites

The following sites with existing cricket pitches are highlighted as presenting some risk of loss of access to community cricket:

- **Crown Taverners** - The club is reliant on ground maintenance being funded and undertaken by members. This site is in excellent order, but changing is in a porta-cabin, there are no wicket covers and maintenance costs and any improvements must be funded by members. Members of the club are considering surrendering the current 15 year lease with the MOD (their landlord) when it expires and the Action Plan should consider whether assistance needs to be given to the club to avoid the loss of this facility.
- **Bramshill Police College** - This site has been sold and is only available for the 2015 season. The square has only three wickets and is used for matches by Hartley Wintney CC. The club has also invested heavily into the maintenance of these and its loss will be a huge issue for the club.
- **Cody Sports & Social Club** - the club's lease from the site owners, QinetiQ, is believed to have expired although the site continues to operate for community sport (predominantly football and bowls) and for social activities

Access to pitches on those sites managed directly by schools where there is no formal access agreement in place - e.g. Calthorpe Park School and Court Moor School, and the MOD site at Gibraltar Barracks are also a future risk to current supply.

While there are no current plans for change of use of the MOD playing field site at Gibraltar Barracks, there is some risk in the long term as far as continued access for community sport is concerned.

#### Proposed Provision

**ESA** have plans for additional senior and junior cricket pitches, additional outdoor cricket nets on Fox Lane site, drainage and irrigation infrastructure as appropriate with changing facilities for these plans, based on NGB requirements.

**Odiham & Greywell CC** have plans to purchase additional land to create a second square and reduce their reliance on playing home games on other sites. This aspiration has come as a result of the club's own expansion and development.

**Fleet Cricket Club** has poor changing facilities and has ambitions to improve these to retain and grow membership.

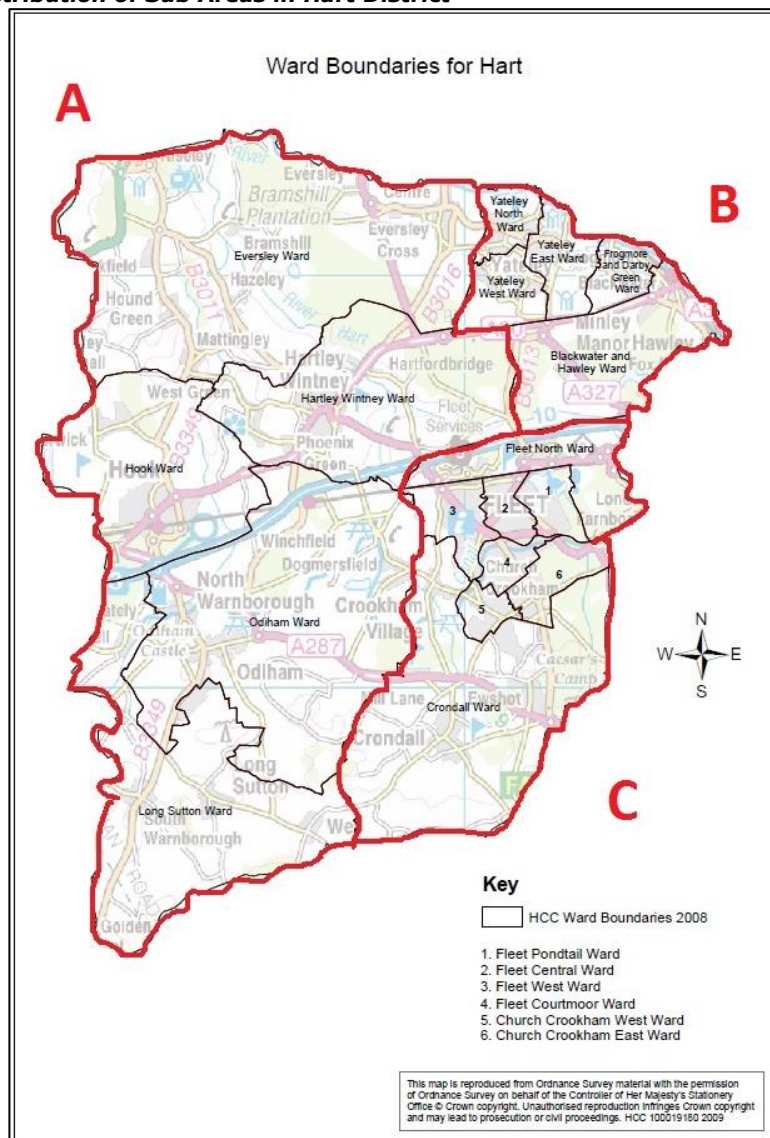
**Hartley Wintney CC** A new ground has been designed to meet ECB standards as part of a new housing development at North East Hook.

**Yateley Cricket Club** have plans to improve the evenness of their outfield at Sean Devereux park to enable them to gain promotion in the league (the present standard would preclude this).

Figure A7 below shows the Wards and Sub-Areas in the District.



**Figure A7 Distribution of Sub Areas in Hart District**



**Sub Area A: West Area**

*(Wards: Eversley, Hartley Wintney, Hook, Odiham and Long Sutton)*

There are seven public (non-school or MOD) cricket pitches in Sub Area A, the largest number of any of the sub areas. Sub area A is also geographically the largest area. This reflects the essentially rural nature of cricket provision in Hart.

**Sub Area B: North East Area**

*(Wards: Yateley North, Yateley West, Yateley East, Frogmoor & Darby Green and Blackwater & Hawley)*

Sub Area B has four public cricket pitches, two at Sean Devereux Park, one at Blackwater and Hawley Leisure Centre and one NTP at Yateley Green.

**Sub Area C: South East Area**

*(Wards: Fleet Pondtail, Fleet Central, Fleet West, Fleet Courtmoor, Church Crookham West, Church Crookham East).*

This Sub Area has five grass cricket pitches: Calthorpe Park in Fleet, Hook Meadow in Crodall and Dogmersfield, and Cody Sports and Social Club on the edge of Farnborough close to the district boundary with Rushmoor Borough.

### 3. Pitch Demand (Step 3)

For all four sports included in the PPS scope, the following pitch demand information, see diagram below, has been gathered, as available, by a combination of data collection and



review, surveys and consultations:

#### **Figure A8: Pitch Demand Overview**

*Sources of information* – The sources of information used to establish current pitch demand were:

- Booking records of pitch providers where provided (e.g. some schools, clubs and sports associations); plus club survey returns (cricket, football and hockey) re: teams, patterns of use, unmet demand.
- Sport England tools - Active People Survey data, Sports Market Segmentation (SMS) - trends and latent demand.
- The HBC Planning Team provided - population forecasts and distribution by age groups relevant to particular sports.
- NGBs - NGB Insight Data, league websites, participation policies and trends, local information on displaced demand.

### Cricket Demand

Findings relating to cricket pitch demand in Hart are summarised below.

#### Active People Survey

Active People Survey 8 (Oct 2013 - Oct 2014) shows that 0.39% of adults (16+) in England play cricket for at least 30 minutes once a week. In the South East, participation is exactly the same as the national average at 0.39%. Comparable data at sub-regional, county and District level is not available due to insufficient sample size.

If cricket participation in Hart were at the Hampshire average, this would indicate around 170 adults (16+) living in the District play cricket (out of an adult population of approximately 43,836 (male and females) in the prime 16-55yrs age range for cricket participation). This varies enormously from league data for the 2015 season, i.e. approximately 47 adult cricket teams (Men's and Ladies, league, friendly and occasional) at clubs based in Hart. Assuming an average of 15 players per team squad, this represents 705 players aged 16+ playing cricket in Hart.

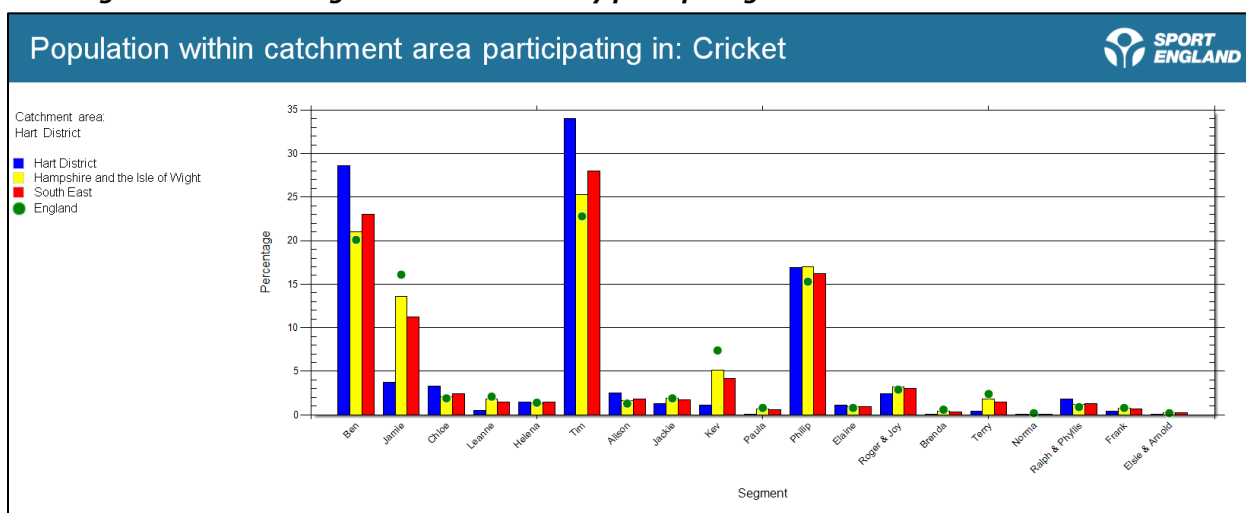
**Market Segmentation and Latent Demand**

As Figures A9 and A10 below demonstrate, there is higher demand from those Sports Market Segmentation Groups aged 18-25 (males and females) playing and wanting to play cricket in Hart compared to in other parts of Hampshire. These groups are also characterised by relatively high latent demand for cricket.

Clubs and facility providers can target these young adult groups by providing the right facilities accessible at no or low cost and by organising the right programmes - for example 'Easy Cricket' fun sessions or 'Last Man Standing' 20/20 games - to engage new participants.

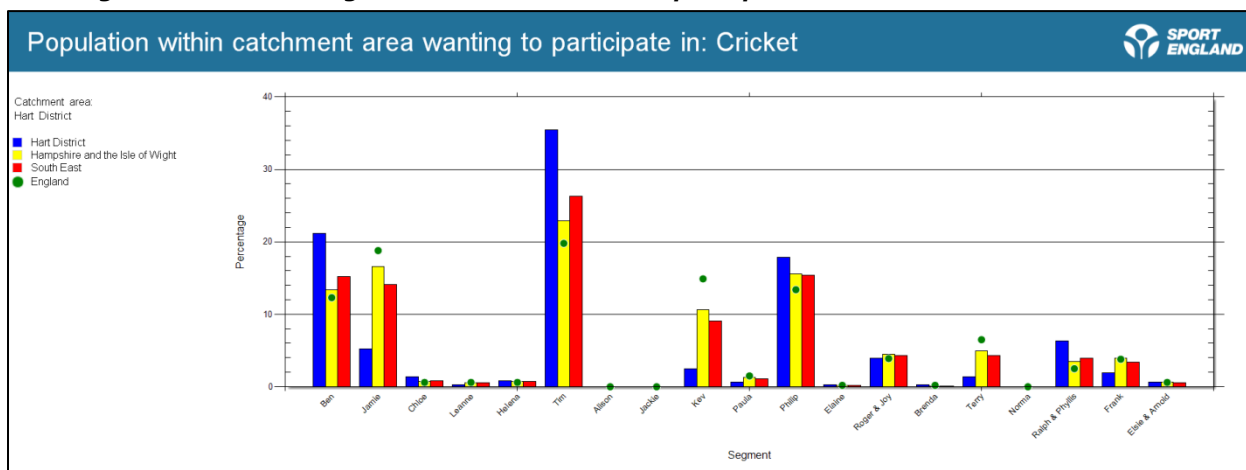
The ECB and Hampshire Cricket Board consultees consider there to be some latent demand for cricket in the District which, through appropriate deployment of resources, can be converted into regular participation.

**Figure A9: Market Segmentation – currently participating in Cricket**



Source: Sport England Sports Market Segmentation (May 2015)

**Figure A10: Market Segmentation – would like to participate in Cricket**



Source: Sport England Sports Market Segmentation (May 2015)

**Figure A11: Cricket Expressed Demand**

Hart based open age cricket clubs and teams	2014 league	Home ground	Other grounds used
<b>Dogmersfield CC</b> <ul style="list-style-type: none"> <li>▪ 2 Sat league teams</li> <li>▪ 1 Sun league teams</li> <li>▪ U17</li> <li>▪ U15</li> <li>▪ 2 U13</li> <li>▪ U11</li> <li>▪ U9</li> </ul>	SAT: Thames Valley SUN: Thames Valley	St John's Ground	N/A
<b>Sub Area A</b> <b>Fleet CC</b> <ul style="list-style-type: none"> <li>▪ 3 Sat league teams</li> <li>▪ 2 U9</li> <li>▪ 2 U11</li> <li>▪ 2 U13</li> <li>▪ U15</li> <li>▪ U17</li> </ul>	SAT: Thames Valley Youth: N Hants Y League	Calthorpe Park	N/A
<b>Sub Area C</b> <b>Hartley Wintney CC</b> <ul style="list-style-type: none"> <li>▪ 6 Sat league teams</li> <li>▪ 1 Ladies team</li> <li>▪ 3 U9</li> <li>▪ 3 U11</li> <li>▪ 2 U13</li> <li>▪ 1 U15</li> <li>▪ 1 U17</li> <li>▪ 1 U10 Girls</li> <li>▪ 1 U16 Girls</li> </ul>	SAT: SEPCL, HL;3Counties Ladies: LHCL Youth: N Hants Y League	The Green Hartley Wintney	Bramshill Police College (ceased in 2015)
<b>Sub Area A</b> <b>Yateley CC</b> <ul style="list-style-type: none"> <li>▪ 5 Sat league teams</li> <li>▪ 1 Ladies</li> <li>▪ Occasional midweek</li> </ul>	Thames Valley and Surrey Trust. Ladies,	Sean Devereux Park	N/A

**Hart Playing Pitch Strategy: Assessment of Need Report - Cricket Final Report**  
**Appendix A – July Amendment**

<b>Hart based open age cricket clubs and teams</b>	<b>2014 league</b>	<b>Home ground</b>	<b>Other grounds used</b>
<ul style="list-style-type: none"> <li>▪ 9 U9 to U19</li> </ul> <p>Sub Area B</p>	Hampshire Cricket League. Colts, North Hants Leagues.		
<p>Eversley CC</p> <ul style="list-style-type: none"> <li>▪ 4 Sat league teams</li> <li>▪ 2 Sun team (friendly)</li> <li>▪ 1 Ladies</li> <li>▪ 3 at U9,</li> <li>▪ 3 at U11,</li> <li>▪ 2 at U13,</li> <li>▪ 1 at U15,</li> <li>▪ 1 at U17,</li> <li>▪ 1 at U10 girls,</li> <li>▪ 1 at U16 girls</li> </ul> <p>Sub Area A</p>	Thames Valley League, North Hampshire Youth Cricket League, Hampshire Cricket League	Eversley Sports Association Three adjoining grounds at the same address: "Cross Green", "Fox Lane" & "Pony Field"	N/A
<p>Crown Taverners CC</p> <ul style="list-style-type: none"> <li>▪ Three league teams,</li> <li>▪ one ad-hoc Sunday team,</li> <li>▪ an indoor 6-a-side team</li> </ul> <p>Sub Area A</p>	Hampshire Leagues (Saturday), plus local business league	Minley Road, adjacent to M3 J4a and Crown and Cushion pub	N/A
<p>Odiham &amp; Greywell CC</p> <ul style="list-style-type: none"> <li>▪ 6 men</li> <li>▪ 1 Ladies</li> <li>▪ 1 U7</li> <li>▪ 3 U9</li> <li>▪ 3 U11</li> <li>▪ 2 U13</li> <li>▪ 1 U15</li> <li>▪ 1 U17</li> <li>▪ 1 U10 Girls</li> <li>▪ 1 U15 Girls</li> </ul> <p>Sub Area A</p>	Hampshire Cricket League & NHYCL	Odiham & Greywell CC Long Lane, Odiham	Crandall Cricket club (Hook Meadow)
<p>Hook &amp; Newham Basics CC</p> <ul style="list-style-type: none"> <li>▪ 1 Sun team</li> <li>▪ 4 Men's Teams</li> <li>▪ 1 Men's Midweek</li> <li>▪ 1 U19</li> <li>▪ 1 U17</li> <li>▪ 2 U13</li> <li>▪ 2 U11</li> <li>▪ 2U9</li> <li>▪ U 14 Girls</li> <li>▪ U 16 Girls</li> </ul> <p>Sub Area A</p>	Thames Valley North Hants Youth League	King George V Playing Field, Hook Common	Rotherwick PF Post House Lane  Stratton Park, Pack Lane (Out of District)
<p>Crandall CC</p> <ul style="list-style-type: none"> <li>▪ 1 Sun league team</li> </ul>	Thames Valley	Hook Meadow	N/A

Hart based open age cricket clubs and teams	2014 league	Home ground	Other grounds used
Sub Area C			
Rotherwick CC <ul style="list-style-type: none"> <li>▪ Saturday Men's team</li> <li>▪ Midweek Men's Team</li> </ul>	Thames Valley	Rotherwick PF.	N/A
Sub Area A			

In summary, 41 adult teams (male & female x four) regularly play home league cricket on pitches in the District on Saturdays, and around six teams play home league or friendly matches on Sundays and occasional midweek games.

In the 2015 season there are 66 junior boys and eight junior girls cricket teams playing cricket regularly in the District - i.e. approximately 1,000 young people playing cricket to age 16.

#### Casual Demand

Less organised forms of informal play (using free to use net systems and non-turf facilities in public parks, as well as hard-surface areas such as MUGAs, streets, footpaths and hard standing areas on housing estates) are a growing feature of cricket demand nationally, particularly among teenagers and young adults in the Black and Asian minority ethnic (BME) communities. The Asian community is well represented in Hart and are a growing mainstay of some club memberships (e.g. Crown Taverners CC).

Much of this semi-formal play is best suited to take place on existing sites and should be encouraged and led by clubs, but outside of the formal league structure. The strategy should encourage clubs to engage with all age groups wishing to participate in less formal forms of cricket. This will be carried forward to the Action Plan.

#### Displaced Demand

In the consultations carried out, limited exported displaced demand was identified, i.e. teams from clubs based in Hart using grounds in neighbouring boroughs for home fixtures. Hook & Newham Basics require a regular booking of pitches in a neighbouring borough (at Stratton Park in Basingstoke).

All clubs have confirmed that the majority of their club's players live within Hart.

#### Trend in Demand for Team Cricket

Most clubs reports either a stable number or a decline in the number of adult men's teams in recent seasons but an increase in U11s demand. Most clubs who have plans to increase the number of their teams are focussing on youth teams.

## 4. The situation at individual sites (Step 4)

### **Cricket Sites**

The grass cricket pitches were assessed in the first weeks of the 2015 season. These assessments were reviewed in discussion with representatives of the ECB and clubs. Ratings for each agreed as a basis for comparison of the amount of play each site can accommodate (its carrying capacity) against the amount of play that takes place.

Carrying capacity is a measure of the number of match equivalent sessions per season for community use each pitch can take without adversely affecting its quality and use.

It was agreed with the ECB representative to adopt the following pitch carrying capacities according to each quality rating to be consistent with the approach adopted in similar assessments in other Hampshire boroughs (see Figure A12):



**Figure A12: Cricket Pitch Carrying Capacity**

Pitch Quality Rating	Match equivalent sessions per grass wicket per season
Good	5
Standard	3
Poor	1

Figure A13 below summarised the situation at each cricket site with regard to:

1. *Pitch supply* (including the quality ratings) and conclusions reached as to the amount of play a site can accommodate (i.e. its carrying capacity for community use).
2. *The amount of play that takes place at each site* (i.e. the expressed demand) adjusted to reflect any casual or education use in addition to club use for matches and training.
3. *The comparison* (shown as a RAG rating) as to whether, for each pitch type it contains, a site is:
  - **RED** - Being overplayed (current use exceeds the carrying capacity)
  - **AMBER** - Being played to the level the site can sustain, or
  - **GREEN** - Potentially able to accommodate some additional play (current use falls significantly below the carrying capacity).

**Figure A13: Situation at Individual Sites – Grass Pitches**

Site	Pitch Rating	No. Wk t	Pitch Cap.	Est. Use	RAG	Comments/ Assumptions
Dogmersfield CC St John's Ground	90% Good	6	30	20	GREEN	Used by two Sat league teams and one Sun league teams. Spare capacity, both peak (weekends) and off-peak (weekdays). However, poor changing & little promotion restrict demand.
Bramshill Police College	Standard	3	9	0	GREEN	Used by Hartney Wintney CC for occasional fixtures in 2015
Calthorpe Park	89% Good	12	60	45	GREEN	Used on Sat for 18 weeks (three home men's teams and eight youth teams) plus some Sun and midweek games. Training every week day evening on site.
Cody Sports & Social Club	Poor	15	15	3	GREEN	Occasional fixtures only since Pyestock CC left and became nomadic club in 2013
The Green Hartley Wintney	93% Good	12	60	60	RED	Used on Sat & Sun for 18 wks. (Six Sat league teams plus one Ladies team) plus midweek games per season. The ground is also used for community events on weekends. While this is a large, well-maintained square with high carrying capacity it is necessary to play some games at Bramshill Police College and there is no spare capacity.
Sean Devereux Park (Pitch 1)	94% Good	13	65	60	AMBER	Used on Sat for 18 weeks (five men and one women's home teams) plus some Sun and midweek games. Minimal spare capacity.
Sean Devereux Park (Pitch 2)	94% Good	11	55	40	AMBER	Used on Sat/Sun for 22 weeks and some midweek junior and senior matches.
Eversley Sports Association (Pitch 1)	92% Good	12	60	40	GREEN	Used on Sat for 18 weeks (four men Saturday, two men's Sun and one women's

Hart Playing Pitch Strategy: Assessment of Need Report - Cricket Final Report  
Appendix A – July Amendment

Site	Pitch Rating	No. Wk t	Pitch Cap.	Est. Use	RA G	Comments/ Assumptions
						home teams) plus some midweek games. Minimal spare capacity.
Eversley Sports Association (Pitch 2)	92% Good	12	60	40		Used on Sat for 18 weeks (four men Saturday, two men's Sun and one women's home teams) plus some midweek games. Extensive use by Colts teams means that there is only minimal spare capacity.
Crown Taverners - Minley Road	90% Good	6	30	20		Three league teams, one ad-hoc Sunday team, plus an indoor 6-a-side team 15 league home games plus some mid-week and friendlies.
Odiham & Greywell Long Lane	93% Good	10	50	60		Used on Sat for 18 weeks (five men and one women's home teams) plus midweek games. Games are also played at Crondall (Hook meadow). No spare capacity.
King George V PF Hook Common	98% Good	12	60	60		Used as main ground by Hook & Newham Basics four men's teams, plus one midweek plus one Sun and by 12 youth teams. Main ground but matches also played at Rotherwick and Stratton Park.
Rotherwick Playing Fields Post House Lane	68% Standard	8	24	20		Used by Rotherwick CC (one men's plus one midweek and H&N Basics.
Stratton Park Basingstoke (Out of District)	62% Standard	13	39	40		Spare capacity (peak and off peak) used to accommodate matches and practice by H&N Basics CC as well as B&D based clubs.
Hook Meadow PF	89% Good	12	60	30		Used by Crondall CC (one men's Team) plus Odiham & Greywell for overspill Some spare capacity.
Gibraltar Barracks	68% Standard	10	30	20		Military use mainly. Some spare capacity, mainly off peak.
Bramshill Police college	62% Standard	3	9	10		Site sold, used for overspill matches by Hartley Wintney CC.
Long Sutton Recreation Ground	89% Good	11	55	28		Sat League play for 18 wks. plus some Sun friendly games and hires by local school. Poor changing and flood defences limit demand. Spare capacity, mainly Sun (peak) and midweek (off peak).
Lord Wandsworth College (Pitch 1)	94% Good	12	60	20		School use only
Lord Wandsworth College (Pitch 2)	94% Good	12	60	20		School use only
St Neots Preparatory School	94% Good	8	40	20		School use only

Figure A13 above shows that only two grounds are under pressure from use. Odiham and Greywell are a successful club and are seeking to expand their provision. The Green at Hartley Wintney is used for local social events as well as cricket and the club already use the small table at Bramshill Police College, which itself is under threat.

## 5. The current and future pictures of provision (Step 5)

### Cricket provision

#### Current

Overall, there are sufficient cricket pitches in the District (assuming the proposed new facilities are provided as planned at Hervey Road) to meet current demand.

In terms of the distribution of pitch supply, there is a clear imbalance in the District with the majority of supply falling in Sub Area A, a single park pitch and school in Sub Area B (Sean Devereux Park and Yateley Manor School School) and two pitches in Sub Area C (Calthorpe Park and Hook Meadow).

The quality of supply is very good with 80% of pitches being rated good, with only two publicly accessible pitches being rated as 'standard'. The only poor rated grass wickets in Hart at Cody SSC are rarely used since the Pyestock CC left, and most pitches are rated standard or good although in some cases the outfield could be improved, e.g. Sean Devereux Park). Most of the 'standard' rated pitches are in parks or on school sites where, in most cases, the quality of ancillary changing facilities is also poor.

Security of access is a concern at three sites; Bramshill Police College and Cody Sports & Social Club (due to ownership and tenure issues) and Crown Taverners CC where, currently, there is only cricket activity due to the generosity of club members. There is no changing in the pavilion and a porta-cabin is in use. This site is leased from the MOD and the club are considering surrendering their lease at the end of the current term. These sites are considered as at risk of permanent loss for cricket. The Action Plan must consider potential sites for the replacement of Bramshill Police College as a matter of immediate need and for Crown Taverners and Cody Sports & Social Club should this prove necessary.

In the 2014 cricket seasons expressed demand for hires on open access park pitches was minimal. This lack of take up of pitch capacity at the park pitches is a concern for the Parish and Town Councils who own these sites, as they cannot justify the investment by their Council and partners in providing pitches for casual bookings. There is, therefore, a risk that some Parish Councils will determine that it is not viable for them to provide such pitches in the future, although there is no indication that any particular sites are under threat at this time.

#### Future

**Potential effect of population change** - Future population growth figures have been calculated for the period of this strategy against the primary age groups for cricket participation in each Sub Area. The figure below shows the forecast population change.

**Figure A14: Potential Population change by Sub Area in Primary Cricket Age Groups**

Sport and Age Groups	2014 Population	2020 Population	Population Change
<b>Sub Area A -</b>			
Cricket Open Age Men's (18-55yrs)	6,108	6,395	4.7%
Cricket Open Age Women's (18-55yrs)	5,704	6,005	5.3%
Cricket Junior Boys (7-18yrs)	1,924	2,030	5.5%
Cricket Junior Girls (7-18yrs)	1,707	1,859	8.9%
<b>Sub Area B -</b>			
Cricket Open Age Men's (18-55yrs)	5,641	5,302	-6.0%
Cricket Open Age Women's (18-55yrs)	5,676	5,366	-5.5%

Sport and Age Groups	2014 Population	2020 Population	Population Change
Cricket Junior Boys (7-18yrs)	1,751	1,636	-6.6%
Cricket Junior Girls (7-18yrs)	1,609	1,529	-5.0%
<b>Sub Area C -</b>			
Cricket Open Age Men's (18-55yrs)	10,301	10,259	-0.4%
Cricket Open Age Women's (18-55yrs)	10,406	10,589	1.8%
Cricket Junior Boys (7-18yrs)	3,264	3,483	6.7%
Cricket Junior Girls (7-18yrs)	3,083	3,321	7.7%
<b>TOTAL</b>			
Cricket Open Age Men's (18-55yrs)	<b>22,050</b>	<b>21,956</b>	<b>-0.4%</b>
Cricket Open Age Women's (18-55yrs)	<b>21,786</b>	<b>21,960</b>	<b>0.8%</b>
Cricket Junior Boys (7-18yrs)	<b>6,939</b>	<b>7,149</b>	<b>3.0%</b>
Cricket Junior Girls (7-18yrs)	<b>6,399</b>	<b>6,709</b>	<b>4.8%</b>

Source: HDC Planning Service, October 2014

Figure A14 shows that the largest forecast population growth is in Sub Area A where there is the greatest existing pitch supply, and to a lesser extent, Sub Area C, where a growth in the younger population is predicted. It will therefore be important to protect access to the existing pitches in this area and seek opportunities where they arise to enhance the quality of changing at Calthorpe Park which is currently very poor (Sub Area C) and the Sean Devereux Park outfield (Sub Area A), which is currently rated as poor due to its uneven surface.

Opportunities for additional provision in Sub Area A should also be pursued, e.g. create additional capacity at Odiham. However, additional capacity at this ground, should it happen, will only accommodate the club's own growing needs and would not contribute to any loss of provision elsewhere.

The strategic approach in Sub Area B, where the population is forecast to fall, should be to focus on protecting existing playing fields, securing access for cricket at those fields where cricket is at risk, and enhancing those pitches and practice facilities currently in use where most needed. These playing fields and cricket facilities are needed to serve unmet and projected demand from the other, more densely populated Sub Areas where there is little provision currently and where opportunities for new provision are limited due to lack of available open space and high land values.

**Figure A15: Population Projections and Cricket Team Generation Rates**

Age Group	No. cricket teams 2014	Pop in age group 2014	Future Pop in age group	Current Team Generation Rate	Pop change in age group	Potential change in cricket team no's
Open Age Men's	43	<b>23,490</b>	<b>23,809</b>	546	319	<b>0.6</b>
Open Age Women's	4	<b>23,198</b>	<b>23,828</b>	5,799	630	<b>0</b>
Junior Boys	66	<b>7,353</b>	<b>8,520</b>	111	1167	<b>+10.5</b>
Junior Girls	8	<b>6,847</b>	<b>7,911</b>	856	1064	<b>+1.25</b>

Figure A15 shows that, assuming current cricket participation, team generation rates and the forecast population growth takes place, there will be approximately the same number of adult teams and between 11 and 12 more junior teams in Hart. These teams will require access to match pitches, practice facilities and places to play informal forms of the game.

**Potential effect of demand trends, participation targets, how pitch sports are played** – National trends show a reduction in interest in taking part in sports that demand a commitment to regular attendance, in favour of a more informal involvement.

The ECB report an upward demand for informal forms of the game and public net practice facilities, particularly among young people and Black and Asian Minority Ethnic (BAME) communities. This includes various forms of the game played in the street or using footpaths for wickets, Kwik cricket for younger children, and shorter, more inclusive versions of cricket (e.g. Last Man Standing, 20/20).

**Practice Net Systems** - An implication of these trends for this playing pitch strategy is that existing open access facilities for cricket in parks and open spaces managed by the District and Parish / Town Councils need to be retained and maintained. Opportunities to provide, robust low maintenance public net facilities in public open spaces in those areas of the District not currently served should also be considered as part of the Action Plan.

**NTPs** - In addition consideration should be given to the feasibility of providing free to access NTPs and opportunities to secure public access to the existing NTPs at Court Moor School and Calthorpe Park School should be considered and more schools encouraged and supported to provide NTPs where community access is secured.

**Potential effect of changes in supply** – The most significant change in supply anticipated is the provision of an additional pitch with pavilion at Odiham and Greywell. If successful, it is likely that this new provision will meet increasing demand for junior cricket resulting from forecast population growth in this age group.

## 6. Key findings and issues (Step 6)

**Figure A16: Cricket Key Findings and Issues**

Cricket	
<b>The main characteristics of the current supply of and demand for provision</b>	<p>There has been significant investment in pitches since the last facility review and further investment is planned at ESA.</p> <p>The District is home to several large and successful cricket clubs with good quality pitch and ancillary facilities and an active cricket development group.</p> <p>This facility and coaching infrastructure ensures that, overall, there is a good level of opportunities for residents of Hart to learn and play cricket at all ages, both males and females.</p> <p>An issue for the strategy is how best to respond to growth in demand for free to access facilities to play informal forms of the game. This is a growing feature of cricket demand nationally, particularly among teenagers and young adults in the BAME communities.</p> <p>None of the cricket clubs based in Hart have expressed current plans for growth in adult teams. The NGB considers that the main source of growth in the game in Hart will be in informal forms of game driven by growth in the size of the young population in particular. Significant levels of growth in junior cricket in the District will require more schools to support the game and provide open access to NTPs on their playing fields.</p>
<b>Is there enough accessible and secured community use provision to meet current demand?</b>	<p><b>YES.</b> Current supply broadly meets current demand for traditional forms of league and friendly match play cricket. This type of demand has been in slight decline in recent seasons.</p> <p>Lack of security of access is a concern at a number of sites in the District where league cricket is currently played. Displacement of teams resulting from a loss of access to any of these sites could not be comfortably accommodated at other sites with spare capacity at peak times.</p> <p>There is growing demand for free to access facilities, whether grass, NTPs, net systems or hard surface, for children and young adults to play informal games. However, at present, informal</p>

	games on park pitches are discouraged so as to maintain them for hired use and none have NTPs available.																																			
<b>Is the provision that is accessible of sufficient quality and appropriately maintained?</b>	<p><b>Yes.</b> There are no significant issues of quality and maintenance of the fine turf pitches in club sites or at the pitches at schools. Lack of sufficient financial resources for adequate pitch maintenance within clubs is an issue for maintenance at a number of the cricket sites in the District.</p> <p>Where management of park cricket facilities is devolved to cricket/sports specialists (responsible for promotion, bookings and maintenance of the square), expressed demand is greater and quality is higher.</p>																																			
<b>What are the main characteristics of the future supply and demand for provision?</b>	<p>The main proposals for new provision affecting future supply are:</p> <ul style="list-style-type: none"> <li>• Eversley Sports Association – plans for additional senior and junior cricket pitches on a new 20 acre extension, together with additional outdoor cricket practice nets.</li> <li>• Odiham and Greywell CC – plans for an additional square on adjacent land</li> <li>• Hartley Wintney CC - A new ground has been designed to meet ECB standards as part of a new housing development at North East Hook.</li> </ul> <p>These proposals would increase the current supply by three grass cricket squares. However, this increase would be negated in the event of loss of the three wicket square at Bramshill Police College and the possible loss of one square at Crown Taverners CC and two poor quality squares at Cody Sports &amp; Social Club. In terms of the overall supply, the three new proposals would in broad terms offset the loss of wickets at the three sites at risk should they cease to be available for community cricket.</p> <p>The spatial planning strategy and policies for Hart assume growth over the plan period. The main growth is forecast for two of the three Sub Areas with concentrations in wards in Sub Areas A and C.</p> <p>Assuming current team generation rates in each sport, the forecast population growth will potentially generate demand for the following additional teams:</p> <table border="1"> <thead> <tr> <th>Age Group</th> <th>No. cricket teams 2014</th> <th>Pop in age group 2014</th> <th>Future Pop in age group</th> <th>Current Team Generation Rate</th> <th>Pop change in age group</th> <th>Potential change in cricket team no's</th> </tr> </thead> <tbody> <tr> <td>Open Age Men's</td> <td>43</td> <td>23,490</td> <td>23,809</td> <td>546</td> <td>319</td> <td>0.6</td> </tr> <tr> <td>Open Age Women's</td> <td>4</td> <td>23,198</td> <td>23,828</td> <td>5,799</td> <td>630</td> <td>0</td> </tr> <tr> <td>Junior Boys</td> <td>66</td> <td>7,353</td> <td>8,520</td> <td>111</td> <td>1167</td> <td>+10.5</td> </tr> <tr> <td>Junior Girls</td> <td>8</td> <td>6,847</td> <td>7,911</td> <td>856</td> <td>1064</td> <td>+1.25</td> </tr> </tbody> </table>	Age Group	No. cricket teams 2014	Pop in age group 2014	Future Pop in age group	Current Team Generation Rate	Pop change in age group	Potential change in cricket team no's	Open Age Men's	43	23,490	23,809	546	319	0.6	Open Age Women's	4	23,198	23,828	5,799	630	0	Junior Boys	66	7,353	8,520	111	1167	+10.5	Junior Girls	8	6,847	7,911	856	1064	+1.25
Age Group	No. cricket teams 2014	Pop in age group 2014	Future Pop in age group	Current Team Generation Rate	Pop change in age group	Potential change in cricket team no's																														
Open Age Men's	43	23,490	23,809	546	319	0.6																														
Open Age Women's	4	23,198	23,828	5,799	630	0																														
Junior Boys	66	7,353	8,520	111	1167	+10.5																														
Junior Girls	8	6,847	7,911	856	1064	+1.25																														
<b>Is there enough accessible and secured community use provision to meet future demand?</b>	<p><b>Yes – for formal matches.</b> The fall trend in demand for formal forms of adult cricket, together with low levels of additional demand resulting from low population growth in the District to 2020 will mean that the existing supply will be adequate for future needs (modelled to increase the number of teams at current participation rates by two junior teams). There is, however, not enough accessible and secured provision of facilities for free informal games of cricket to meet future demand. There will be demand for more NTPs and net-systems - in accessible open spaces or on school sites with community access. No sites have yet been identified for such provision, but there is potential for such provision at Sean Devereux Park, Calthorpe Park, Eversley Sports Association, King George V Playing Field Hook and Rotherwick Playing Field.</p>																																			
<b>What is the overall quality level?</b>	<p>The overall quality level of cricket pitch provision in Hart is mainly good.</p> <p>There are several examples of high quality pitches and ancillary facilities, e.g. at The Green Hartley Wintney, and King George V Playing Field and some of the facilities provided by</p>																																			



	independent schools and their sports associations, e.g. Yateley Manor School. The outfield at Sean Devereux Park is currently uneven and requires enhancement.
--	--



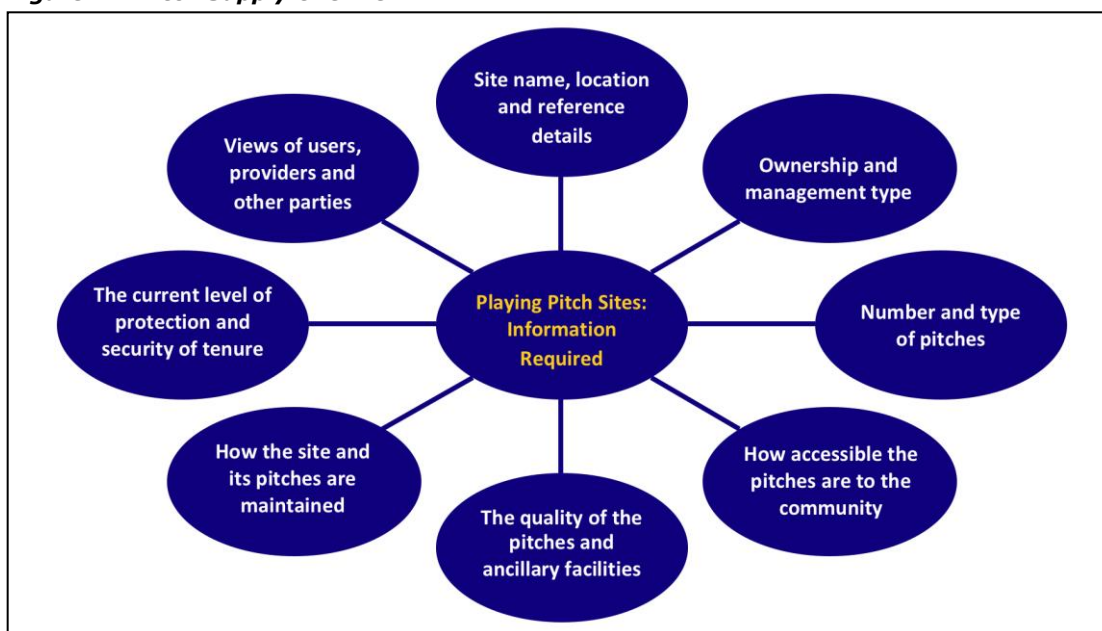
## Appendix B – Assessment of Need - Football

## Hart Playing Pitch Strategy: Appendix B Football - Assessment of Needs (Stages B & C)

### 1. Pitch Supply (Step 2)

For all three sports included in the PPS scope – cricket, football, hockey and rugby - the following pitch supply information, see diagram below, has been gathered, as far as possible, by a combination of data collection and review, surveys and consultations:

**Figure B1: Pitch Supply Overview**



*Sources of information* – The sources of information used to establish current pitch supply were: latest Sport England Active Places Power audit for playing pitches in Hart; relevant NGB, county board and club websites; NGB insight data (where available); venue owners/operators/grounds staff (where present on site visits) and with NGB national and regional/county PPS leads; online survey returns from sports clubs, schools, and NGBs.

*Site visits and inspections* -Insight from site visits and discussions with owners, managers, club officials or ground staff as available formed the base data to enable the pitch inspections (using non-technical quality assessment forms) to be undertaken. Changes to pitch layouts and numbers since the last Active Places audit are recorded to provide an up to date record of pitch quantity and quality in Hart.

*NGB verifications* - On completion of the audit, NGB representatives reviewed the pitch quality ratings and the pitch carrying capacity, based on the quality assessment. It is this agreed carrying capacity rating that has been used in the site-specific needs assessments.

*Findings* - The pitch supply information for Hart as set out in Figure B1 above has been collated and entered in Spreadsheets (one for each pitch sport) detailing:

- Current Supply
- Current Demand
- Site Overviews (current supply and demand balance)
- Future Supply and Demand (taking into account forthcoming changes in the supply of pitches and projected population change).

### Football Supply

Findings relating to football pitch supply in Hart are summarised below.

Number of grass pitches

In the 2014/15 season, there are a total of 82 grass pitches (marked out with goalposts), of which 50 grass pitches have been identified as openly available for community football use at 18 operational sites in Hart. There are 28 School pitches on 12 school sites available for public use outside of school hours, 1 private pitch used for league games and 3 MOD pitches, a total of 82 grass football pitches on 33 sites.

The data indicates that 30 teams at Hart-based clubs play on pitches in neighbouring boroughs (e.g. Basingstoke and Rushmoor). Whilst this sometimes may be an indicator of an under-supply of suitable quality pitches in the District, it may equally be the case that some Hart-based clubs find out of District pitches more accessible and more suitable for their needs.

The data also reveal a discrepancy in distribution of football pitches between the Sub Areas, with Sub Area A, the West of the District, having significantly less pitches per head of population than the other two Sub Areas in the East. However, this has not been identified as an issue by clubs, and the population of the District is very mobile and short travelling times between the Sub Areas mean that there are still accessible pitches for anyone in the District wishing to play football.

Size of grass pitches

The percentage split of Hart based teams by age group in 2014/15 is 18% of teams adult, 40% youth and 42% Mini-Soccer and shown in Figure B2. When compared to the existing pitch supply, this would appear to indicate a need to prioritise supply of pitches suitable for youth football (U11 to U18) i.e. 9v9 and 11v11 youth pitches, and mini soccer (U 10) i.e. 7v7 and 5v5 pitches.

**Figure B2: Pitch Size / Team Comparison**

	Pitch Supply		Teams operating in Hart	
Senior	34	41%	44 (inc 4 ladies)	18%
Youth 11v11 & 9v9 (Dedicated pitches)	30	37%	96 (inc 7 girls)	40%
Mini 7v7 & 5v5 (Dedicated pitches)	18	22%	98	42%
<b>Total</b>	<b>82</b>	<b>100%</b>	<b>238</b> <b>(Hart based clubs)</b>	<b>100%</b>

Ownership, Operation, Quality and Access

Hart has recently transferred the management of **open access pitches** (marked and equipped with goals for either formal or informal play during park opening hours) to Parish and Town Councils wherever this has been possible. In particular, the following major facilities owned by Hart District Council delivering community football have been transferred and are now operated by these Parish and Town Councils:

- Peter Driver playing fields – Church Crookham Parish Council
- Calthorpe Park tennis courts, football pitches and parkland – Fleet Town Council
- Oakley Park football pitches, play area and woodland – Fleet Town Council
- Basingbourne football pitch, play area and woodland – Fleet Town Council
- Elvetham Heath football pitches - Elvetham Heath Parish Council
- Zebon Copse football pitches and play areas - Crookham Village Parish Council

As resources for maintenance available to Parish and Town Councils decline, the standard of maintenance might also be expected to fall, and this has, in fact, been reported as the case by clubs. However, all pitches are currently still actively marked and maintained by the Parish and Town Councils and the standard of maintenance, as revealed by the pitch quality survey, is still good.

**Figure B3: Number / Size of Publicly Available Pitches**

**Hart Playing Pitch Strategy: Assessment of Need Report - Football Final Report**  
**Appendix B July Amendment**

Site & Sub Area	Overmarked	Pitch Number & Quality Score	Security Access	of	Ancillary Quality	Facilities
Ancells Farm Sub Area C	No	Football 1 Youth 9x9 75.7% Standard Football 2 Adult 11x11 78.6% Standard	Secure		Changing 44.6% Standard	
Basingbourne Park Sub Area C	No	Football 1 Adult 11x11 77.1% Standard	Secure		49.2% Standard Changing old and tired	
Blackwater & Hawley Leisure Centre Sub Area B	No	Football 1 Youth 9x9 Standard Football 2 Mini 7x7 Standard Football 3 Adult 11x11 Standard	Secure		Poor/standard	
Calthrope Park Sub Area C	No	Football 1 Mini 5x5 62.9% Standard Football 2 Mini 5x5 70.0% Standard Football 3 Mini 7x7 72.9% Standard Football 4 Mini 7x7 60.0% Standard Football 5 Mini 7x7 74.3% Standard Flat site with poor drainage. Very uneven surface across all pitches	Secure – Leased to Football club		Poor	
Cody Sports & Social Club Ground Sub Area C	Yes	Football 1 Adult Floodlit Standard Football 2 Youth 9v9 ( <i>over-marked as 2 Mini 7v7/5v5</i> ) Standard Football 1 Mini 7v7 Standard Football Mini 5v5 Standard	Site is owned by QinetiQ and managed by Cody Sports & Social Club - Uncertain security of tenure - lease may have expired.		Standard	
Darby Green Playing Fields Sub Area B	No	Football 1 Mini 5x5 72.9% Standard Football 2 Adult 11x11 85.7% Good	Secure		Changing 100% Good	
Elvetham Heath Sub Area C	No	Football 1 Youth 11x11 72.9% Standard	Secure		Changing 63.1% Standard	
Eversley Sports Association Sub Area B	No	Football 1 Adult 11x11 Good Football 2 Youth 9x9 Good Football 3 Adult 11x11 Good Football 4 Youth 9x9 Good Football 5 Youth 11x11 Good Football 6 Youth 9x9 Good Football 7 Mini 7x7 Good Football 8 Mini 7x7 Good Football 9 Youth 11x11 Good	Secure – Owned by Eversley Sports Association		Changing 100% Good	

Hart Playing Pitch Strategy: Assessment of Need Report - Football Final Report  
Appendix B July Amendment

Site & Sub Area	Overmarked	Pitch Number & Quality Score	Security Access	of	Ancillary Quality	Facilities
Farnham Road Recreation Ground Sub Area C	No	Football 1 Adult 11x11 100% Good	Secure		Changing 100% Good	
Frogmore Leisure Centre Sub Area B	No	Football 1 Adult 11x11 Poor Football 2 Youth Poor AGP 1 Good	Secure		Changing 92.3% Good	
Hartletts Park Hook Sub Area A	No	Football 1 Youth 9x9 Good Football 2 Youth 9x9 Standard Football 3 Mini 5x5 72.9% Standard Football 4 Mini 7x7 72.9% Standard	Secure		Changing will be via access to the Community Centre once the refurbishment is complete (due spring 2015). Teams will have access to changing rooms, toilets and showers.	
Long Sutton Recreation Ground Sub Area A	No	Football 1 Adult 11x11 80.0% Good	Secure		Changing 70% Good	
Hartley Wintney Memorial Ground Sub Area C	No	Football 1 Adult 11x11 (Stadium pitch) 92.9% Good Football 2 Adult 11x11 84.3% Good	Secure		Changing 73.8% Good	
North Wanborough Old Boys Fc Sub Area A	No	Football 1 Adult 11x11 80% Good	Secure		Changing 67.7% Good	
Oakeley Park Sub Area C	No	Football 1 Youth 9x9 97.1% Good Football 2 Youth 11x11 87.1% Good	Secure		Changing 60% Standard	
Peter Driver Sports Ground Sub Area C	No	Football 1 Adult 11x11 84.1% Good Football 2 Adult 11x11 84.3% Good	Secure		Changing 90.8% Good	
Rotherwick Playing Fields Sub Area A	No	Football 1 Adult 11x11 85.7% Good	Secure		Changing 53.8% standard	
The Sean Devereux Park (Home of Yateley United) Sub Area B	No	Football 1 Adult 11x11 90% Good Football 2 Mini 7x7 94.3% Good Football 3 Mini 7x7 87.1% Good Football 4 Adult 11x11 87.1% Good	Secure		Changing 75.4% Good	



Hart Playing Pitch Strategy: Assessment of Need Report - Football Final Report  
Appendix B July Amendment

Site & Sub Area	Overmarked	Pitch Number & Quality Score	Security Access	of	Ancillary Quality	Facilities
		Football 5 Mini 7x7 100% Good Football 6 Mini 7x7 100% Good Football 7 Youth 11x11 90% Good Football 8 Youth 9x9 92.9% Good				
The Zebon Copse Centre Sub Area C	No	Football 1 Youth 9x9 100% Good Football 2 Adult 11x11 91.4% Good Football 3 Mini 7x7 97.1% Good	Secure		Changing 83.1% good	
Yateley Green Sub Area B	No	Football 1 Adult 11x11 90% Good Football 2 Youth 9x9 94.3% Good Football 3 Mini Good	Secure		Changing 67.7% good	
Yateley Health & Fitness Sub Area B	Yes 9x9 over-marked on Football 3 Adult 11x11	Football 1 Adult 11x11 70% Standard Football 2 Adult 11x11 70% Standard Football 3 Youth 9x9 70% Standard	Secure		Changing 92.3% good	

Figure B4 shows the following **schools** in the District offer pitch facilities to community football clubs and teams to hire for organised play or training.

**Figure B4: Number / Size of School Based Pitches**

Site & Sub Area	Overmarked	Pitch Number & Quality Score	Security Access	of	Ancillary Quality	Facilities
All Saints C Of E Junior School Sub Area C	No	Football 1 Youth 11x11 77.1% Standard	Unsecured - Mainly Schools use - some training		School Changing 63.1% Standard	
Calthorpe Park School Sub Area C	Yes Temporary car park covers fourth pitch which will be re-instated in 15/16	Football 1 Youth 11x11 82.9% Good Football 2 Youth 11x11 82.9% Good Football 3 Youth 11x11 77.1% Standard	Unsecured - Secure use by junior teams only through informal agreement		School Changing 63.1% standard	
Court Moor School Sub Area C	Yes	Football 1 Youth 9x9 81.4% Good Football 2 Youth 9x9 84.3% Good AGP 1 Good	Unsecured - Mainly Schools use - Some training		School Changing 63.1% standard	
Frogmore Junior School Sub Area B	No	Football 1 Youth 11x11 78.6% Standard	Unsecured - Secure use by junior teams only through informal agreement		School Changing 63.1% Standard	

Hart Playing Pitch Strategy: Assessment of Need Report - Football Final Report  
Appendix B July Amendment

Site & Sub Area	Overmarked	Pitch Number & Quality Score	Security of Access	Ancillary Quality	Facilities
Lord Wandsworth College Sub Area A	No	Football 1 Youth 11x11 90.0% Good Pitch one used by Odiham & Greywell FC Football 2 Youth 11x11 94.3% Good Football 3 Youth 11x11 94.3% Good AGP 1 Good AGP 2 Good	Secure - By agreement with Odiham and Greywell FC only	School Changing 63.1% Standard	
Robert May's School Sub Area A	No	Football 1 Youth 11x11 94.3% Good Football 2 Youth 7x7 87.1% Good AGP 1 Good	Unsecured - Mainly Schools use - Some training	School Changing 63.1% standard	
Velmead Junior School Sub Area B	No	Football 1 Youth 11x11 72.9 Standard	Unsecured - Mainly Schools use - Some training	School Changing 63.1% School Standard	
Westfields Junior School Yateley Sub Area B	Yes	Football 1 Youth 9x9 70% Standard Football 2 Youth Standard Football 3 Adult Standard	Unsecured	School Changing 63.1% Standard	
Yateley Manor Preparatory School Sub Area B	No	Football 1 Youth 9x9 75.7% Standard Football 2 Mini Standard	Unsecured - Mainly Schools use - Available but not used	School Changing 63.1% Standard	

**Figure B5: Private Pitches**

Site & Sub Area	Overmarked	Pitch Number & Quality Score	Security of Access	Ancillary Quality	Facilities
Bramshill Police College Sub Area A	No	Two playing fields: 1. Arranged as 2 11v11 football pitches and one rugby pitch of standard quality. 2. Poor quality cricket pitch (adjacent to bowls green) with 3 wickets plus low grade NTP, and two good quality NT nets	Home Office sold site in 2015. Risk of loss of community access (football only at present)	N/A	
Fleet Town Football And Social Club Sub Area C	No	Football 1 Adult 11x11 100% good Floodlit	Public use not Secured	Changing & Social 90.8% Good	
The Abercorn Sub Area C	No	Football 1 adult 11x11 78.6% Standard	Public use not Secured	Changing & social 75.4% Good	

**Figure B6: MOD pitches**

Site & Sub Area	Overmarked	Pitch Number & Quality Score	Security of Access	Ancillary Quality	Facilities
Gibraltar Barracks Sub Area B	No	Football 1 Adult 11x11 Standard Football 2 Adult 11x11 Standard	Unsecured access - At discretion of MOD - no risk to continued access identified in short term.	N/a	
RAF Odiham Gymnasium Sub Area A	No	Football 1 Adult 11x11 91.4% Good Football 2 Adult 11x11 77.1% Standard	Unsecured access - At discretion of MOD - no risk to continued access identified.	Changing 60% Standard	

#### Sites / Pitches Prone to Match Postponements

A number of the operational playing field sites (or specific pitches on these sites) in the District are particularly prone to flooding in prolonged periods of wet winter weather. These sites / pitches include Sean Devereux Park and the Cody Sports & Social Club, which are major venues for junior football in Hart. The pitches on the former site were in good condition when inspected, but periods of wet weather could easily result in a rapid deterioration in their quality over a short timescale. This is a low lying site and additional drainage is unlikely to provide a permanent solution. This may require further investigation and will be taken forward as an issue for the Action Plan.

Hartley Wintney Memorial Park also has severe drainage issues and Hartletts Park, which is public land, has issues with dog fouling, litter and glass. Pitches 2, 3 & 4 all have drainage issues and Hook United Juniors have struggled to host matches because of this. These issues also need to be addressed in the Action Plan.

#### Parish and Town Council Sites

It has been reported by some clubs that the standard of maintenance on sites taken over by Parish and Town Councils from Hart District Council has declined. However, the site inspections did not bear this out and the standard of Parish and Town Council maintained pitches was generally good. The Steering Group should form a view on whether these transfers have been successful or not by monitoring this.

#### Unsecured Sites

The following sites are identified as presenting a significant risk of loss of access to community football due to ownership/tenure issues:

1. **Bramshill Police College** – One football pitch hired on season-long agreement to a junior football team. The site has been sold and planning consent sought by for change of use.
2. **Cody Sports & Social Club** - the club's lease from the site owners, QinetiQ, is believed to have expired although the site continues to operate for community sport (predominantly football and bowls) and for social activities.

**Bramshill** - Hook United Youth currently use Bramshill Police College to support 11 v 11 youth football for several youth teams including U13 sides. The current agreement with the College ran out on 31st March 2015 as the land has been sold. They have managed to secure an extension so that they can complete this season and are trying to talk to the new owners as to the possibility of using the pitches going forward. However, as it stands they do not have any commitment. If the Club can't secure an agreement they will be left with nowhere to play 11 v 11 youth football in future seasons. The Club is continuing to look for land, but have nothing secured yet.

**Cody Sports & Social Club** - Crookham Rovers Youth currently use this site extensively (as one of four pitch venues) to support mini soccer and youth football including matches on Saturdays and Sundays and evening training on the floodlit pitch on three evenings a week. Crookham Rovers Teams playing at Cody SSC are: U6 (Sundays 0930-1030); U7x2; U9x2; U10x2; U11; U15 Girls (Matches Sat am, Training Sun am plus other sessions on Tues and Thurs eves); U17/U18 (Train on Friday eves 1815 - 1930). Adult clubs also hire the main pitch for weekend afternoon matches (e.g Rustwood FC based in Rushmoor Borough).

The risk of the loss of the playing pitches on either of these sites may be mitigated by planning conditions to secure community access to sports pitches, possibly at alternative sites. More information is needed on the current position regarding this site in order that the Steering Group can consider the consequences of this potential loss. The Action Plan should also identify potential alternative sites to accommodate this loss.

Access to pitches on those sites managed directly by schools where there is no formal access agreement in place must also be considered a risk to current supply. These sites are:

- **All Saints C Of E Junior School**
- **Calthorpe Park School**
- **Court Moor School**
- **Frogmore Junior School**
- **Lord Wandsworth College**
- **Robert May's School**
- **Velmead Junior School**
- **Westfields Junior School**
- **Yateley Manor Preparatory School**

While there are no current plans for change of use of the MOD playing field site at **RAF Odiham** or **Gibraltar Barracks**, there is some risk in the long term as far as continued access for community sport is concerned.

Figure B7 below summarises the number of sites identified as secure and unsecured by Sub Area:

**Figure B7: Secured and Unsecured Football Sites by Sub Area – (All education sites are classified as unsecured)**

	Sub Area A	Sub Area B	Sub Area C	Total	%
Secured	4	5	9	18	55%
Unsecured	3	6	6	15	45%
Closed	0	0	0	0	-
<b>Total</b>	<b>7</b>	<b>11</b>	<b>15</b>	<b>33</b>	<b>100%</b>

#### Artificial Grass Pitches (AGPs)

In total, there are four sites having community access in the District with floodlit full size AGPs, of which three are 3G. (NB. This differs to the FPM 2015 run, which shows three sites.) The full sized AGPs in Hart with community access are detailed in Figure B8 below:

**Figure B8: Floodlit Full Size AGPs in Hart**

Facility Name	Surface Type	Pitch Size*	Date Built	Refurbished
Frogmore Leisure Centre	3G - Floodlit	100x60m	1995	2014
Gibraltar Barracks	3G - Floodlit	100x60m	2012	
Lord Wandsworth College	Sand Filled - Floodlit	90x60m	1994	2004
RAF Odiham	3G - Floodlit	100x60m	1994	2010

Under-sized 3G AGPs at Peter Driver Sports Ground and Robert May's School have not been included in this analysis as they are too small for matches, but these facilities are generally available for community use. This is also the same for the under-sized sand-filled AGPs at Court Moor School, Lord Wandsworth College and St Neots Preparatory School.

#### Sports Halls

The following community leisure sites and education sites provide facilities (sports halls with changing facilities) with availability for hire for indoor 5 a side football:

- **Blackwater & Hawley Leisure Centre**
- **Court Moor School**
- **Frogmore Leisure Centre**
- **Hart Leisure Centre**
- **Yateley Health & Fitness Gym**

Quality of Pitches and Ancillary Facilities by Sub Area

The quality of pitches by FA size and Sub Area is summarised in Figure B9:

**Figure B9: Quality of Pitches by FA Size**

	Mini 5v5		Mini 7v7		Youth 9v9		Youth 11v11		Senior	
	No.	%	No.	%	No.	%	No.	%	No.	%
Good	0	-	6	46%	9	60%	7	47%	25	74%
Standard	5	100%	7	54%	6	40%	7	47%	8	24%
Poor	0	-	0	-	0	-	1	7%	1	2%
<b>Total</b>	<b>5</b>	<b>100%</b>	<b>13</b>	<b>100%</b>	<b>15</b>	<b>100%</b>	<b>15</b>	<b>100%</b>	<b>34</b>	<b>100%</b>

The best quality pitches are the full sized youth and full sized adult pitches. Smaller sized pitches are generally of a poorer quality which may be a reflection of their position, i.e. on the periphery of main pitches, and of the maintenance regime, i.e. these pitches may not be seen as a high priority for maintenance.

The quality of pitches and ancillary changing facilities is summarised below in Figure B10 by Sub Area.

**Figure B10: Quality of Pitches and Ancillary Facilities by Sub Area**

	Sub Area A		Sub Area B		Sub Area C		Total	
	Pitches	Ancillary	Pitches	Ancillary	Pitches	Ancillary	Pitches	Ancillary
Good	79%	7%	35%	68%	58%	38%	61%	47%
Standard	21%	79%	60%	30%	42%	42%	36%	44%
Poor	-	14%	5%	2%	-	20%	3%	9%

The quality of pitches overall is good, with 61% being rated at the highest category and only 3% of all pitches being rated as poor.

Proposed Provision

The following project proposals and their current status are identified below:

**Figure B11: Proposals for New or Enhanced Provision**

Site	Project Proposal	Project Status
Eversley Sports Association <i>(Current provision - 12 acres of sports Fields including: clubhouse with catering facilities and bar, changing rooms with catering facility, two senior football pitches, eight junior football pitches, car park for 80 vehicles, drainage and irrigation infrastructure)</i>	<b>New</b> - The acquisition of additional land adjacent to the ESA grounds from CEMEX, approximately 20 acres. Land lease proceeding. CEMEX outline planning permission submitted to HCC.  Provision will cover a number of sports, including Hockey (new Sand Filled AGP) and Cricket, and will include 5 a side football pitches (number to be confirmed). Additional grass football pitches (number to be confirmed) and additional parking.	Detailed proposals Funding secured by ESA. All Clubs involved in the proposal which has the support of Hart DC.  This proposal should be supported by the Strategy as addressing a number of the specific issues identified. These will be enumerated.
Fleet Town FC	<b>Enhanced</b> - 2015 is the club's 125th Anniversary Year (founded 1890) and plans an appeal to replace the existing boardroom building and refurbish the existing changing room facilities at the ground.	Unfunded proposal

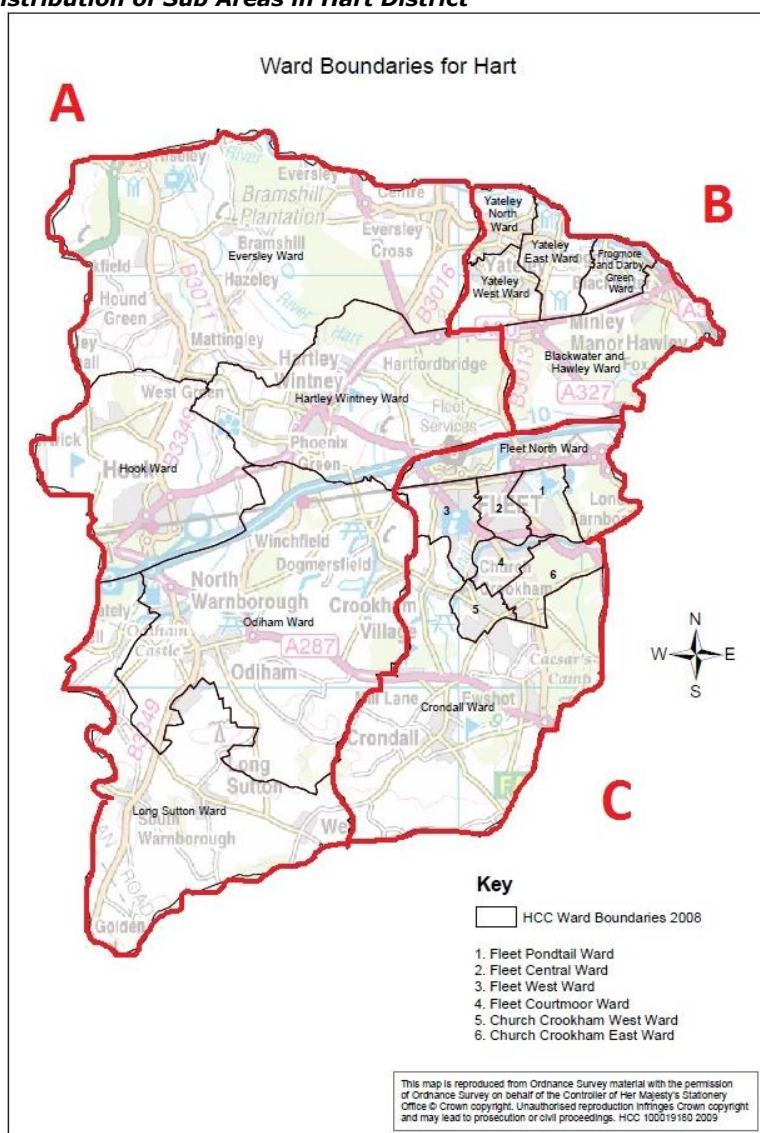
**Hart Playing Pitch Strategy: Assessment of Need Report - Football Final Report**  
**Appendix B July Amendment**

(new) Hart Leisure Centre	<b>New</b> – Full sized AGP and 2 grass pitches plus 4 x 5 aside AGP's	Funding secured
Hartley Wintney Junior Football Club	<b>New</b> - One new grass pitch is due to be available within next two years. The funding for the pitch is secured but the operating costs are not.	Funding secured by HWJFC
Hartley Wintney Football Club	<b>Enhanced</b> - Currently researching costs for drainage of main pitch at the Memorial PF Hartley Wintney.	Unfunded proposal
Land at North East Hook	<b>New</b> – One Junior and one full sized football pitch	Funding secured, development to take place as houses are occupied on new development – 2-4 years
Yateley United FC	<b>Enhanced</b> - The club want to develop Sean Devereux Park which the club now owns. Development to concentrate initially on improving the quality/drainage and layout of the pitches but subsequently plan for a new clubhouse and floodlights.	Unfunded proposal
The Zebon Copse Centre	<b>New</b> – Small sided AGP for training	Funding secured



Figure B12 below shows the Wards and Sub-Areas in the District.

**Figure B12: Distribution of Sub Areas in Hart District**



The distribution of grass football pitches by Sub Area is illustrated in Figure B13 below:

**Figure B13: Distribution of Grass Pitches**

	Sub Area A		Sub Area B		Sub Area C		Total
	No.	%	No.	%	No.	%	
5v5 Mini	1	7%	1	3%	3	10%	4
7v7 Mini	1	7%	6	16%	5	16%	11
9v9 Youth	2	14%	10	27%	4	13%	15
11v11 Youth	2	14%	7	19%	7	23%	15
Senior	8	58%	13	35%	12	39%	32
<b>Total</b>	<b>14</b>		<b>37</b>		<b>31</b>		<b>82</b>

### **Sub Area A: West Area**

*(Wards: Eversley, Hartley Wintney, Hook, Odiham and Long Sutton)*

There are 14 public grass football pitches in Sub Area A, the smallest number of any of the Sub Areas with only 17% of the total supply of pitches. Sub Area A is also geographically the largest area and has a population broadly equivalent to Sub Area B, which has nearly three times as many pitches. There are 1,500 adult males for every adult grass football pitch in Sub Area A. This reflects the essentially town based nature of football provision in Hart and that only two of the nine school sites are in Sub Area A.

### **Sub Area B: North East area**

*(Wards: Yateley North, Yateley West, Yateley East, Frogmoor & Darby Green and Blackwater & Hawley)*

Sub Area B has 37 of the 82 public grass football pitches, 45% of the total supply. This Sub Area has four of the nine schools, together with the major hubs at Eversley Sports Association (ESA) and Sean Devereux Park. Although it has the majority of pitches, this Sub Area has just under half of the population of Sub Areas A and C. There are 272 adult males for every adult grass football pitch in Sub Area B.

### **Sub Area C: South East area**

*(Wards: Fleet Pondtail, Fleet Central, Fleet West, Fleet Courtmoor, Church Crookham West and Church Crookham East)*

This Sub Area has 31 grass football pitches and includes Calthorpe Park in Fleet and a number of local sites with two or more pitches (e.g. Cody Sports & Social Club on the district boundary with Rushmoor). There are 267 adult males for every adult grass football pitch in Sub Area B.

### **Conclusion**

Although there is a clear imbalance between provision in the Sub Areas, the overall position in Hart is that there is a sufficient supply of pitches to meet current local demand. High levels of mobility and short travel times within the District mean that there are accessible pitches available for anyone wishing to play football. This analysis concluded that the current overall supply is sufficient to meet current overall demand (see below).

### 3. Pitch Demand (Step 3)

For all three sports included in the PPS scope, the following pitch demand information, see diagram below, has been gathered, as available, by a combination of data collection and review, surveys and consultations:

**Figure B14: Pitch Demand Overview**



*Sources of information* – The sources of information used to establish current pitch demand were:

- Booking records of pitch providers where provided (e.g. some schools, clubs and sports associations); plus club and school survey returns (cricket, football and hockey) re: teams, patterns of use, unmet demand.
- Sport England tools - Active People Survey data, Sports Market Segmentation (SMS) - trends and latent demand.
- The HDC Planning Team - provided population forecasts and distribution by age groups relevant to particular sports.
- NGBs - NGB Insight Data, league websites, participation policies and trends, local information on displaced demand.

### Football Demand

Findings relating to football pitch demand in Hart are summarised below.

#### Clubs, Teams and Players

In 2014/15 Hart had a total of **239** teams which play in the District.

Of the **238** teams operating in Hart, **44 (18%)** were adult male teams, **96 (40%)** were male youth teams (all 9v9 and 11v11 formats) and **98 (42%)** are Mini-Soccer teams (5v5 and 7v7- including 1 girls Mini-Soccer). There were **7** girls youth team and **4** ladies team. The number of teams **increased by six** teams overall in Hart from season 2013/14.

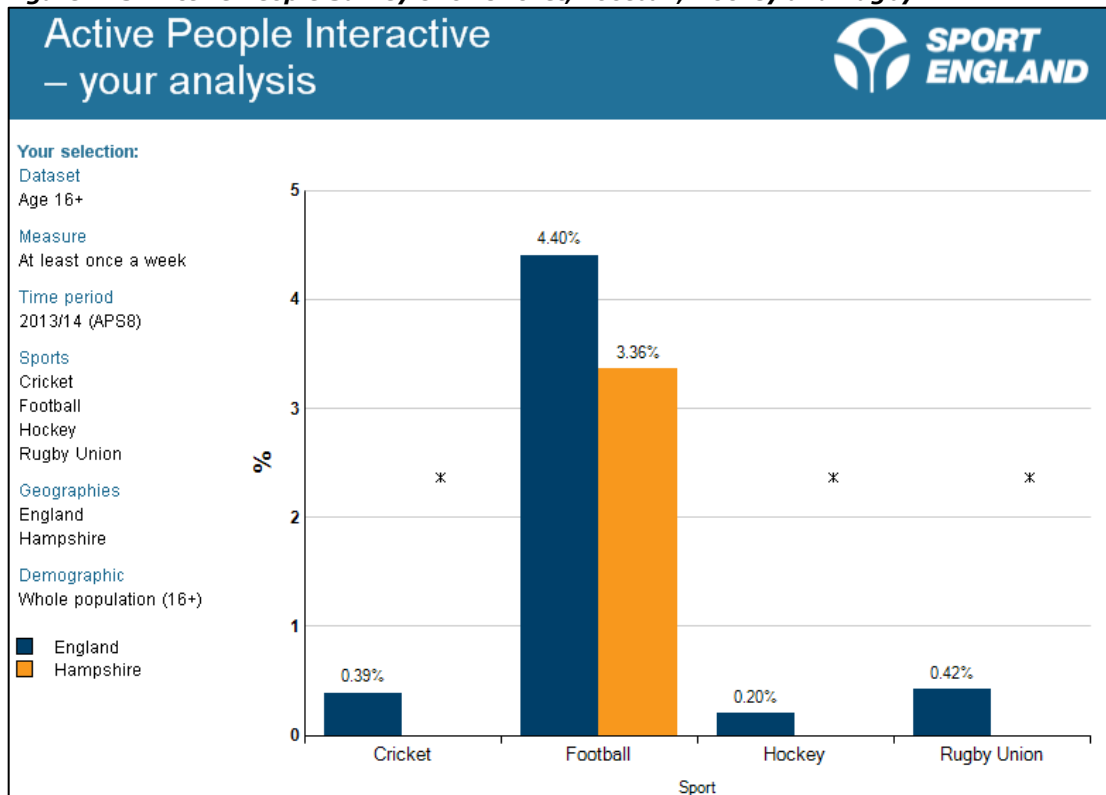
Using FA conversion rates Hart has **720** male and **54** female players of adult 11 a side football, **1,584** male youth players, **108** female youth players and **1,020** Mini-Soccer players totaling **3,486** players.

Overall, **football participation in Hart is higher for Youth and mini soccer and slightly lower for adult football** in comparison to national averages.

#### Active People Survey

Active People Survey 8 (Oct 2013 - Oct 2014) shows that 4.4% of adults (16+) in England play football for at least 30 minutes once a week. Across Hampshire as a whole participation is significantly lower than the national average at 3.36%. The sample size in Hart is too small to provide a statistically significant participation figure.

**Figure B15: Active People Survey 8 for Cricket, Football, Hockey and Rugby**



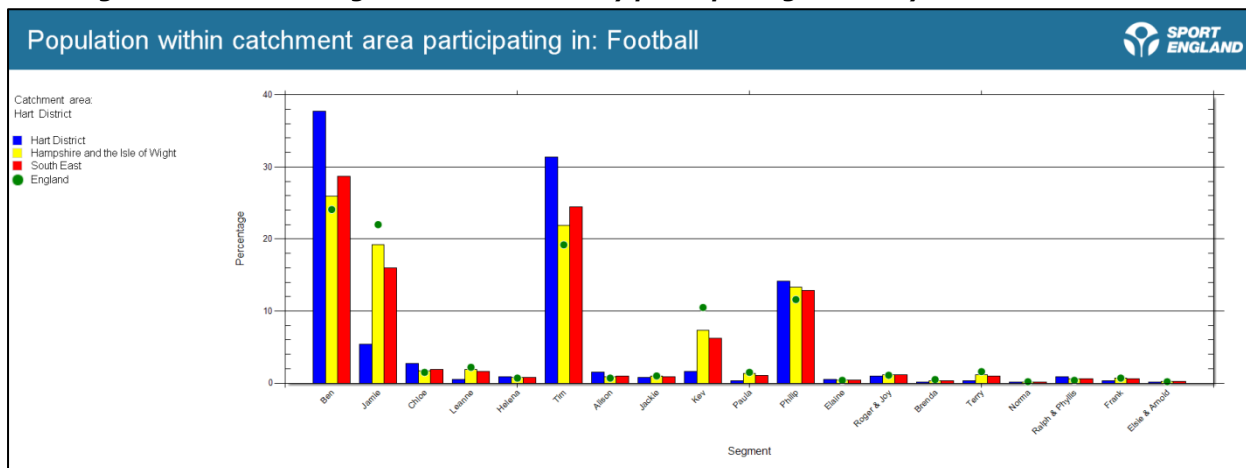
Source: Sport England (May 2015)

The FA analysis of 'conversion rates', i.e. the number of persons playing football as a proportion of the relevant population group indicates that football participation in Hart is less than the national averages.

#### Market Segmentation and Latent Demand

As the tables below demonstrate, there is a lower demand from those Sports Market Segmentation Groups aged 18-25 (males and females)\* playing and wanting to play football in Hart compared to the average for England. These groups are also characterised by relatively low latent demand for football.

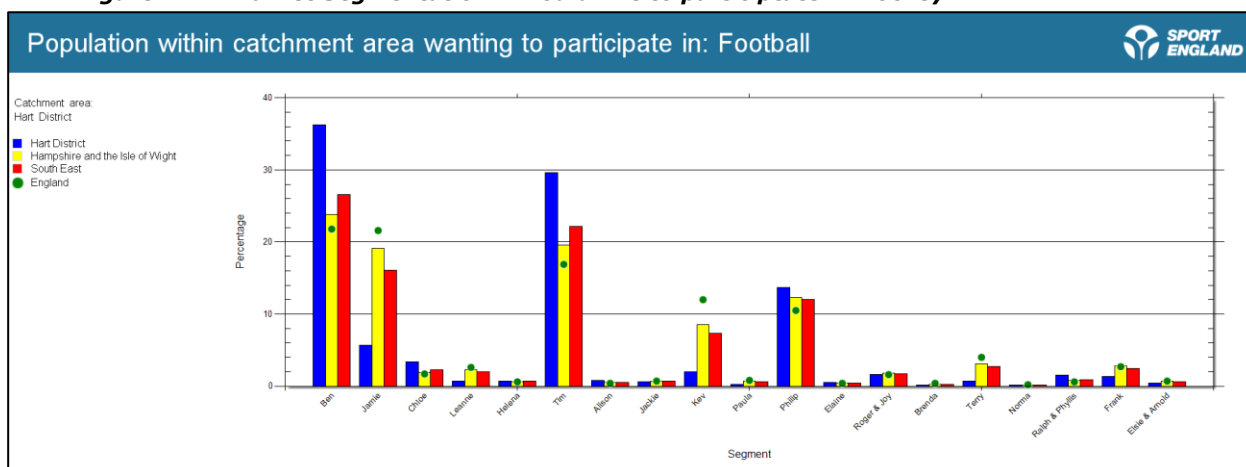
**Figure B16: Market Segmentation – currently participating in Hockey**



Source: Sport England Sports Market Segmentation (May 2015)

Clubs and facility providers can target these young adult groups by organising the right programs - for example 'Just Play' kickabout sessions, midnight football, pitch up and play - to engage new participants. This will be taken forward in the strategy as an action point.

**Figure B17: Market Segmentation – would like to participate in Hockey**



Source: Sport England Sports Market Segmentation (May 2015)

Football clubs based in (or originating from) Hart and with teams playing in the Football League, the National League System (Steps 1-7) or in the Hampshire County Football League and the home grounds of their teams in 2014/15 is summarised in the following table.

**Figure B18: Football League Clubs - Expressed Demand**

Club Name	2014/15 League	Team Name	Home Ground	Other Grounds Used
Black Horse F.C.	Aldershot & District Sunday Football League	Men's First XI	Peter Driver Sports Ground	-
Camberley Cougars F.C.	Aldershot & District Sunday Football League	Reserves	Kennals Lane	-
Crookham Rovers Youth F.C.	East Berks Football Alliance	7 Mini-Soccer 13 Youth football	Cody Sports & Social Club	The Abercorn Calthorpe Park Crandall
Darby Green and Potley F.C.	Camberley & District Sunday F.L.	Men's First XI	Darby Green Playing Fields	-

**Hart Playing Pitch Strategy: Assessment of Need Report - Football Final Report**  
**Appendix B July Amendment**

<b>Club Name</b>	<b>2014/15 League</b>	<b>Team Name</b>	<b>Home Ground</b>	<b>Other Grounds Used</b>
Darby Green and Potley Youth F.C.	East Berks Football Alliance	6 Mini-Soccer 6 Youth	Darby Green Playing Fields	-
Eversley & California F.C.	Combined Counties Football League & Youth Cup	Men's First XI 3 U18 1 U21	Eversley Sports Association	-
Eversley & California Youth F.C.	Allied Counties Youth Football League	11 Mini-Soccer 15 Youth Football 1 U18 ACYL	Eversley Cross	-
FC Fleet	Aldershot & District Sunday Football League	Men's First XI	Zebon Community Centre	-
Fleet Albion F.C.	Aldershot & District Sunday Football League	Men's First XI	Council ground not allocated	-
Fleet Spurs Youth	Wessex League	13 Mini-Soccer 13 Youth Football 1 U18	-	-
Fleet Town Colts Youth F.C.	North East Hants Saturday Youth Football League	9 Mini-Soccer 12 Youth Football	Calthorpe Park	-
Fleet Town FC	Isthmian Football League	Men's First XI	Fleet Town FC	-
Fleet Town Girls Youth F.C.	North East Hants Sunday Youth Football League	U16	Oakley Park	-
Fox & Hounds (Aldershot) F.C.	Aldershot & District Sunday Football League	Men's first XI	Eversley Sports Association	-
Frimley Select F.C.	Aldershot & District Saturday Football League	Men's first XI	Hartley Wintney	-
Frogmore F.C.	Aldershot & District Saturday Football League	Men's first XI	Council ground not allocated	-
Hartley Wintney F.C.	Aldershot & District Saturday Football League	5 Men's	Hartley Wintney FC	-
Hartley Wintney Junior Youth F.C.	East Berks Football Alliance	1 Mini-Soccer	Greenfields Junior School	-
Hartley Wintney Youth F.C.	Southern Youth League	10 Mini-Soccer 9 youth football 1 U18 Wednesday	Hartley Wintney FC	-
Hart Youth F.C.	North East Hants Saturday Youth Football League	13 Mini-Soccer 3 Youth Football	Zebon Community Centre	-
Hawley Youth F.C.	East Berks Football Alliance	9 Mini-Soccer 7 Youth Football	Frogmore Leisure Centre	-
Hook F.C.	Basingstoke & District Saturday Football League	Men's First XI	Hartletts Park	-
Hook United Youth F.C.	North East Hants Saturday Youth Football League	U10 Lions U13 girls	Hartletts Park	Bramshill College RAF Odiham Rotherwick FC



**Hart Playing Pitch Strategy: Assessment of Need Report - Football Final Report**  
**Appendix B July Amendment**

Club Name	2014/15 League	Team Name	Home Ground	Other Grounds Used
North Warn District F.C.	Basingstoke & District Saturday Football League	Men's First XI	North Warn District FC	-
Prince of Wales Veterans F.C.	Farnham & District Sunday F.L.	Men's Veterans	Council ground not allocated	-
RAF Odiham Families F.C.	Basingstoke & District Sunday Football League	Men's First XI	RAF Odiham	-
Rotherwick F.C.	Aldershot & District Sunday Football League	Men's First XI	Rotherwick Playing Field	-
Rushmoor Celtic F.C.	Aldershot & District Sunday Football League	Men's First XI	Peter Driver Sports Ground	-
Yateley United F.C.	Aldershot & District Saturday Football League	6 Senior men's	Devereux Park	-
Yateley United Youth F.C.	East Berks Football Alliance	13 Mini-Soccer U13 Youth Football 1 U18	Council ground not allocated	-
Plough and Horses	Club records state Rushmoor based	-	-	-
Rustwood FC	Club records state Rushmoor based	-	Cody Sports & Social	
Fleet Spurs	Rushmoor border	-	-	-

The above list is not exhaustive (See Hart Sport England Supply and Demand Spreadsheet for full details of all teams), but is included to illustrate the demand for adult football pitches in the District.

The following adult women's clubs and teams play in the District:

**Figure B19: Women's Adult League Clubs - Expressed Demand**

Hart based adult women's football clubs and teams	2014/15 leagues	Team Name	Home ground	Other grounds Used
Crookham Rovers Youth F.C.	-	U14 Girls	Cody Sports & Social Club - OOD	-
Fleet Town Girls Youth F.C.	Surrey County Girls	U18 U16 U15 U13 U12 U11 U10 U9	Oakley Park	-
Fleet Town Ladies F.C.	Hampshire County Women's & Girls Football League	Ladies U18 U18 red	Fleet Town FC	-
Hook United Youth F.C.	-	U13 Girls	Hartletts Park	-

In order to ensure that these teams continue, succession planning for girls team (i.e. backfilling of teams) should be consider within the Action Plan.

Clubs planning to increase number of teams

The table below summarises the self-reported plans of clubs for growing the number of teams they run, provided volunteer team managers/coaches are identified and suitable venues can be secured to play.

**Figure B20: Clubs and Leagues Self-reported Team Growth Plans**

Club	Proposed New Teams	Venue Identified?
Fleet Spurs	Five Youth girls Five Mini-Soccer	Kennels Lane, Southwood
Eversley and California FC	One Adult men's teams One Adult women's teams Five Youth boys teams Five Youth girls teams Five Mini-Soccer teams	Using Existing facilities.
Plough & Horses FC	One Adult men's teams	Same venue
Rustwood F.C	One Adult men's teams	Cody Sports and Social
Hart Youth Fc	Youth boys teams Mixed - 10 teams Youth girls teams Mixed - 10 Teams Mini-Soccer teams - 10 teams as smaller format i.e. 5v5	No venue identified - adequate facilities are scarce and those in existence are being maintained to a sustainable level so there are diminishing returns year on year with regards quality and even number fit for purpose
Darby Green & Potley FC	Two Youth boys teams No Youth girls teams Two / Three / Four Mini-Soccer teams	Within current facilities but there will be a need to acquire further pitch access
Yateley United	Adult men's teams - Possibly adding an over 50s walking team Adult women's teams - At least one new team (hopeful they will start in 2015/16) Youth boys teams - At least one new team at U16 next season Mini-Soccer teams - New intake at U7 and U8	Most home games are currently played at Sean Devereux Park (GU46 7SZ) with some on the Green at Yateley. However due to club expansion additional locations will be needed to accommodate teams and this is a limiting factor.
Fleet Town Girls and Ladies FC	One Adult women's teams - Ladies Reserves Two / Three Youth girls teams Two / Three Mini-Soccer teams	Mini-Soccer - Calthorpe Park 9 aside - Basingbourne Park and Oakley Park, Velmead School when conditions allow 11 aside up to U18 - Oakley Park 11 aside Ladies and U18 - Fleet Town FC
Crookham Rovers Football Club	One Youth boys teams One Youth girls teams One Mini-Soccer teams	Cody Sports & Social
Hawley FC	One Adult men's teams Two Youth boys teams Three Mini-Soccer teams	Hawley Leisure Centre

### Casual Demand

Casual play among groups of friends, neighbours, work colleagues etc. using free to use open access grass and non-turf facilities in public parks and on housing estates continues to be a major feature of football demand, particularly amongst teenagers and young adults.

Whilst there is sufficient space on public sites in Hart, sets of small-sided game goals could be introduced across the adult pitches both for casual play and to accommodate growing demand for organised youth football and Mini-Soccer. This will be reflected in the Action Plan.

### Unmet and Displaced Demand

There is some exported displaced demand, i.e. teams from clubs based or with their origins in Hart using grounds and pitches in neighbouring boroughs for home fixtures. There are 30 such teams in Hart, notable examples are: Camberley Cougars F.C., Crookham Rovers Youth F.C and Fleet Spurs Youth. Approximately 18% of all Hart-based club home games are played outside the District.

To meet the current unmet demand for formal match play and training for Mini-Soccer and youth teams, there is a need to secure more FA compliant floodlit 3G pitches (with secured access agreements) on managed, multi-sport sites with good quality changing and social facilities. This will have the benefit of reducing reliance on open access park pitches where it is difficult to maintain quality and sustain ancillary facilities.

## 4. The situation at individual sites (Step 4)

### Football Sites

The grass football pitches were quality assessed using the standard non-technical assessment form agreed by The FA and Sport England in November of the 2014 season. These assessments were reviewed in discussion with representatives of The FA and ratings for each agreed as a basis for comparison of the amount of play each site could accommodate (its carrying capacity) against the amount of play that takes place.

Carrying capacity is a measure of the number of match equivalent sessions per season for community use each pitch can take without adversely affecting its quality and use.

It was agreed with The FA representative to adopt the following pitch carrying capacities according to each quality rating to be consistent with the approach adopted in similar assessments across the country. Figure B21 shows this.

**Figure B21: Grass Football Pitch Carrying Capacity**

Agreed Pitch Quality Rating	Adult Football	Youth Football (9v9, 11v11)	Mini Soccer (5v5, 7v7)
<b>Number of match equivalent sessions a week</b>			
Good	3	4	6
Standard	2	2	4
Poor	1	1	2

Figure B22 below summarised the situation at each football site with regard to:

1. *Pitch supply* (including the quality ratings) and conclusions reached as to the amount of play a site can accommodate (i.e. its carrying capacity for community use).
2. *The amount of play that takes place at each site* (i.e. the expressed demand where known) adjusted to reflect any casual or education use in addition to club use for matches and training.
3. *The comparison* (shown as a RAG rating) as to whether, for each pitch type it contains, a site is:
  - **RED** - Being overplayed (current use exceeds the carrying capacity)
  - **AMBER** - Being played to the level the site can sustain (current use matches the carrying capacity), or

- GREEN - Potentially able to accommodate some additional play (current use falls below the carrying capacity).

**Figure B22: Situation at Individual sites – Grass Pitches**

Site	Pitch Rating	Pitch Numbers	Cap	Use	RAG	Home teams where appropriate
Ancells Farm	Standard Standard	1 Youth 9x9 1 Adult 11x11	2 2	2 2		
Basingbourne Park	Standard	1 Youth 11x11	2	2		
Blackwater & Hawley Leisure Centre	Standard Standard Standard	1 Youth 9x9 1 Adult 11x11 1 Mini 7x7	2 2 4	2 2 4		
Bramshill Police College	Standard Standard	1 Adult 1 Youth 11v11	2 2	2 2		Hook United Youth FC
Calthrope Park	Standard Standard	2 Mini 5x5 3 Mini 7x7	8 12	3 8		Fleet Town Colts Youth F.C 12 Junior, 10 Mini-Soccer
Cody Sports & Social Club	Standard Standard	1 Adult (flit) 2 Youth (over-marked for mini soccer) 2 Mini	2 4 8	2 4 8		Crookham Rovers Youth FC
Darby Green Playing Fields	Standard Good	1 Mini 5x5 1 Adult 11x11	4 3	3 4		Darby Green and Potley F.C. 1 Adult Darby Green and Potley Youth F.C.7 Junior, 6 Mini-Soccer
Elvetham Heath	Standard td	1 Youth 11x11	2	2		
Eversley Sports Association	Good Good Good Good	2 Adult 11x11 3 Youth 9x9 2 Youth 11x11 2 Youth 7x7	6 12 8 8	3 10 6 6		Eversley & California F.C. 2 Adult 3 Junior Eversley & California Youth F.C. 11 Mini-Soccer, 16 Junior Fox & Hounds (Aldershot) F.C. 1 Adult
Farnham Road Recreation Ground	Good	1 Adult 11x11	3	2		
Frogmore Leisure Centre	Poor	1 Adult 11x11 1 Youth 11x11	1	2		Frogmore F.C. 1 Adult Hawley Youth F.C. 1 Junior
Hartletts Park Hook	Good Standard Standard	2 Youth 9x9 1 Mini 5x5 1 Mini 7x7	8 4 4	1 1		Hook F.C. 1 Adult Hook United Youth F.C 1 Junior
Long Sutton Recreation Ground	Good	1 Adult 11x11	3	1		Long Sutton FC 1 adult
Lord Wandsworth College	Good	3 Adult 11x11	12	8		
Hartley Wintney Memorial Ground	Good	2 Adult 11x11	6	3		Frimley Select F.C 1 Adult Hartley Wintney F.C 1 Adult Hartley Wintney Youth F.C. 1 Junior
North Wanborough Old Boys FC	Good	1 Adult 11x11	3	1		North WarnDistrict F.C 1 Adult
Oakeley Park	Good	2 Adult 11x11	6	7		Fleet Town Girls Youth F.C. 1 Junior

**Hart Playing Pitch Strategy: Assessment of Need Report - Football Final Report**  
**Appendix B July Amendment**

Site	Pitch Rating	Pitch Numbers	Cap	Use	RAG	Home teams where appropriate
Peter Driver Sports Ground	Good	2 Adult 11x11	6	6		Black Horse F.C.1 adult team Rushmoor Celtic F.C. 1 adult
Rotherwick Playing Fields	Good	1 Adult 11x11	3	2		Rotherwick F.C 1 adult
The Sean Devereux Park (Home Of Yateley United)	Good Good Good Good	3 Adult 11x11 4 Mini-Soccer 7x7 1 Youth 9x9	9 24 4	15 12		Yateley United F.C. 6 Adult Yateley United Youth F.C. 12 Youth 15, Mini-Soccer
The Zebon Copse Centre	Good Good Good	1 Youth 9x9 1 Adult 11x11 1 Mini 7x7	4 3 6	6 1 7		FC Fleet 1 Adult Hart Youth F.C 13 Mini-Soccer, 3 Junior
Yateley Green	Good Good	1 Adult 11x11 1 Youth 9x9 1 Mini	3 4	4 3		
Yateley Health & Fitness	Standard Standard	2 Adult 11x11 1 Youth 9x9	4 2	5 4		

It is clear from the above that the quality of pitches impacts directly on the capacity of the existing supply to accommodate current need. As the quality is generally good, the existing pitches can meet current demand with no sites being overplayed. Any reduction in the resources put into maintenance would have a similar effect to losing pitch provision. It is therefore essential that resources continue to be put into pitch maintenance and the Action Plan needs to consider how Parish Councils, who have adopted many of football pitch sites, can be supported in maintaining standards.

Linked to the quality of pitches is the issue of drainage. Sean Devereux Park had good quality pitches, but poor drainage can lead to extensive periods of loss of use. Investment in improving drainage here would have a similar effect to providing additional pitches.

Football Artificial Grass Pitch (3G) Carrying Capacity

The FA National Facility Strategy identified a lack of high quality 3G AGP to service the game. 3G AGPs are essential in the promotion of coaching and player development. These facilities can support intensive use and as such are great assets for playing and training.

The FA's long-term ambition is to provide every affiliated team in England the opportunity to train once per week on a floodlit 3G AGP, together with priority access for every Charter Standard Community Club through a partnership agreement.

The FA Chairman's England Commission Report (Oct 2014) highlighted that grassroots facilities in English football are inferior to those found in other European Countries. This is especially true in terms of the number of artificial grass pitches highlighted as crucial in technical development. The Commission's objectives are to:

- Reduce football's reliance on local authority subsidies
- Build significantly more AGPs
- Build sustainable model to make this change happen.

The report recommends a number of football hubs centered on new, high quality AGPs that, in the first instance, are to be built in England's major cities. Specifically the report highlights the following projected outcomes in relation to 3G AGPs:

**By 2020 there will be:**

- **A 50% increase in the total number of full size, publicly accessible 3G AGPs in England overall, to over 1000.**
- **Over 50% of all mini soccer and youth football matches (about 3,750 per week) being played on the best quality AGPs.**

#### FA Model Approach - AGP Needs Assessment

The FA standard is calculated by using the latest Sport England research 'AGP's State of the Nation March 2012' assuming that 51% of AGP usage is by sports clubs when factoring in the number of training slots available per pitch type per hour from 5pm to 10pm Mon – Fri and 9am – 5pm Saturday and Sundays. **It is estimated that one full size 3G AGP can service 56 teams.**

On the basis there are 239 teams playing competitive football in Hart there is a need for at least 4.25 full size 3G FTPs in the District. As shown in Figure B8 previously, currently there are four full sized accessible AGPs in Hart, of which three are 3G pitch and based at MOD sites.

#### 3G AGP's and Match Play

The use of 3G AGPs will become increasingly important for match play to help sustain and develop the game further. **The only Artificial Grass Pitches that have valid performance tests and listed on The FA Register of approved pitches in Hart are at Robert May's School (9x9, 7x7 and 5x5) and Frogmore Leisure Centre.** Only pitches formally placed on this register are suitable for competitive football. For details of the register see [www.3g.thefa.me.uk/](http://www.3g.thefa.me.uk/).

#### Sport England Facilities Planning Model (FPM) - Football AGP Needs Assessment

In April 2015 Sport England published an analysis of Artificial Grass Pitch (AGP) provision in the District using data on supply and demand for AGPs from Sport England's National Facilities Audit Dataset as of January 2015.

The FPM analysis uses a different set of assumptions and facility inclusion criteria than The FA approach. The FPM includes consideration of all surface types that can be used for football training and casual football and not just 3G pitches. However, it is missing the 3G AGP at Gibraltar Barracks that has not been identified on the Active Places database, but has been verified through a site visit.

**Figure B23: Supply / Demand – Community accessible AGPs in Hart**

Supply / Demand	Hart	England	South East	Basingstoke & Deane	East Hants	Rushmoor
Number of pitch sites	3	1,974	362	3	7	5
Number of pitches	3	1,783	316	3	7	4
<b>Supply – pitches per 10,000 of the population</b>	<b>0.32</b>	<b>0.36</b>	<b>0.41</b>	<b>0.17</b>	<b>0.59</b>	<b>0.52</b>
Supply – publicly available pitch space in pitches (scaled with hours available in peak period)	1.73	1,578.59	272.60	2.97	5.24	4.54
Supply – total pitch space in visits per week in the peak period (vpwpp)	1,280	1,127,174	201,721	2,195	3,880	3,363
Demand – vpwpp demanded	1,978	1,258,717	198,325	3,890	2,343	2,354
Demand – equivalent in pitches (with comfort factor included)	2.67	1,700.97	268.01	5.26	3.17	3.18
<b>Supply / Demand balance (pitches)</b>	<b>-0.94</b>	<b>- 122.38</b>	<b>4.59</b>	<b>-2.29</b>	<b>2.07</b>	<b>1.36</b>

The analysis suggested that the current supply of AGPs suitable is below the level required to meet the demand that is generated by the population of Hart.

The simple Supply / Demand Balance identifies a small 'shortfall' of 0.94 AGPs. This is a very simplistic picture of the overall supply and demand across Hart. The resident population is estimated to generate a demand for 2.67 pitches. This compares to a current available supply of 1.73 pitches giving a negative supply / demand balance of 0.94 pitches.

The % of Hart's population without access to a car is 7.5% which is lower than the national and regional averages. This suggests that the demand created is relatively mobile.



The model is forecasting that circa 68% of the satisfied demand within Hart's population is being met by facilities outside of the District itself.

The scale of the unmet demand in Hart has been highlighted – it is 319 visits per week in the peak period, which is converted to an equivalent of 0.43 pitches.

The data analysis shows that the main cause of this unmet demand (circa 86%) is a lack of capacity at current facilities. The model identifies that circa 14% is caused by people living outside of the catchment of an existing AGP facility.

The model also forecasts that the AGPs in Hart are being used at 97.2% capacity during the peak periods each week. This is slightly higher than the national figure (90.4%) and the regional figure (96.3%) and suggests that the current pitches are extremely busy during peak times each week.

The analysis has forecast the following used capacity figures for the respective AGPs within Hart:

- Frogmore Leisure Centre – 100%
- Lord Wandsworth College – 93%
- RAF Odiham – 100%

This illustrates that there are extremely limited (if any at all) opportunities to increase community usage of the current AGPs across the district and underlines how important each site currently is for current sporting activity.

Interestingly, the model forecasts that circa 57% of the current used capacity is actually being imported into Hart from other authority areas. This figure is significantly higher than that within the neighbouring local authorities apart from Rushmoor. The model suggests that only circa 43% of the used capacity is from Hart residents. This data reflects the FPM analysis for satisfied demand that suggests circa 68% of the demand being generated within Hart is being met by facilities outside of the District.

The data suggests that consideration could be given to the provision of more AGPs within the District to meet the demands of a growing population and to support any aspirations to increase the opportunities available to the residents of Hart at facilities within the District itself.

## 5. The current and future pictures of provision (Step 5)

### Football provision

#### Current

Overall, in terms of quantity, there is sufficient **accessible and secured community use provision to meet current demand** for football in the District as a whole. Whilst current supply broadly meets current demand for traditional forms of adult league football, there are a number of displaced Hart based clubs that play their home matches in neighbouring boroughs. Fleet Spurs Youth is the most significant of these displaced clubs, having the largest number of teams playing outside the District.

In line with the national picture, the number of men's senior league teams has declined slightly in the last three seasons. However, there are significant pressures on demand for access to good quality adult pitches at peak times, and there is some evidence from the club survey returns that lack of spare capacity of quality pitches is restricting clubs from growing the number of teams.

Demand for access to youth and Mini-Soccer pitches is already high and continues to grow as evidenced by the survey returns of clubs. The clubs indicated plans for up to a further 21 youth boys, 16 youth girls and 23 Mini-Soccer teams necessitating more access to suitable pitches, whether grass or 3G, particularly on Saturday and Sunday mornings. Where feasible, this additional capacity is needed on clubs' home sites to support their

financial sustainability. The proposed new junior facilities at ESA are needed to meet this increasing demand for the future.

The assessment of need currently also supports the case for provision of one more 3G AGP in Hart District of suitable specification for league match play. This is based in part on the FPM 2015 run. Where possible, investment in new or enhanced 3G AGPs should be directed to multi pitch sites with on site management so that sporting value is maximised and revenues from the 3G can be readily recycled into maintenance regimes and equipment to sustain the quality of the grass football pitches.

In terms of the distribution of pitch supply, there is a clear imbalance in the District with the majority of supply falling in the Sub Area B. Opportunities for new provision or securing improved access to existing provision should be pursued in Sub Area A as an action point.

The quality of supply is good, with 9% of the available pitches rated as poor. Most of these are in parks or on school sites where, in most cases, the quality of ancillary changing facilities is also poor.

Security of community access is also a concern at some sites and at several independent and academy school sites with pitches.

#### Future

**Potential effect of population change** - Future population growth figures have been calculated for the period of this strategy against the primary age groups for football participation.

The largest forecast population growth is in Sub Area A where there is the least formal grass pitch supply.

Opportunities to secure more community access to school pitches for youth and Mini-Soccer, particularly in the under-supplied Sub Areas, should also be considered within the Action Plan.

The strategic approach in Sub Area A, where population growth is forecast to be most marked, should be to focus on protecting those pitches currently in use and enhancing provision strategically. The Action Plan should identify specific sites where possible.

In addition to the population growth forecasts above account must be taken of proposed new housing developments. Whilst details of all of these is not yet known, it is estimated that the proposed new development at North East Hook Housing scheme will create an additional local demand for one adult and one junior grass football pitch. A more detailed assessment of the impact of future housing schemes will be addressed in the scenario section of the Stage D report.

**Figure B24: Population projections and football team generation rates**

Age Group	No. Football Teams 2015	Pop in Age Group 2015	Future Pop in Age Group	Current Team Generation Rate	Pop Change in Age Group	Potential Change in Football Team No's
Adult male	44	17,407	18,550	395	1143	+3
Adult female	4	17,010	17,907	4252	897	0
Youth boys	96	3663	4291	38	628	+16.5
Youth girls	7	3336	4014	476	678	+1.5
Mini-Soccer	98	4961	5249	50	288	+5.75

Assuming current football participation and team generation rates in Figure B24 and the forecast population growth takes place, there will be approximately 18 more youth teams and between five and six more Mini-Soccer teams and three more adult teams in the District requiring access to match pitches and practice facilities. These projections, however, are much more modest than the proposals by clubs to form new teams (21 adult males, one

adult women's, 21 youth boys and 16 youth girls, together with plans for 23 more mixed Mini-Soccer teams.

**Potential effect of demand trends, participation targets, how pitch sports are played** – Among adults, national trends show a reduction in interest in taking part in sports that demand a commitment to regular attendance, in favour of a more casual involvement.

There is upward demand for informal forms of football, particularly among the young. The forecast growth of the numbers of younger people in Hart over the next ten years this evidences a need for more active promotion of underused parks pitches, MUGAs and other informal facilities for football.

Local football clubs report in the survey returns that Mini-Soccer and younger youth age groups continue to show a growth trend, but that this growth is not sustained through the older youth age groups from age 15yrs when exams and other interests tend to impact.

The sites and clubs in the table below are identified as key sites where demand is likely to increase. These sites are identified as 'key football sites' in Hart District as community access is secured and each site meets at least one of the following criteria:

- Only pitch supply available for community football in the area.
- A multi pitch site.
- Accommodates a high level of community football activity.
- The club based at the site or using the site regularly have identified growth plans.
- The site has potential to accommodate significantly more match equivalent sessions with appropriate enhancement.

This increase in demand will place pressure on pitch maintenance regimes to maintain quality and support the case for enhanced pitch quality and/or new floodlit 3G AGPs to increase capacity at some of these sites.

**Figure B25: Sites / Clubs with Increasing Demand - Key Sites**

Site/Club	Sub Area	Use	Issues - Key Factors	Possible Solutions
Eversley Sports Association	B	Adult League Games and training hired close to capacity, evenings and weekends in term	Only supply in this Sub Area. Potential to extend onto adjacent site.  Displaced demand from other areas in Hart and outside of District.	Extension planned in adjacent area for more grass pitches and floodlit Hockey AGP.
The Sean Devereux Park	B	Pitches are used mainly on Saturdays for junior and mini matches.  Most of Yateley United home games are currently played at Sean Devereux Park. However due to club expansion they will need to seek additional locations to accommodate teams and this is a definitely a limiting factor.	Although rated as good there are serious drainage issues on these pitches. (Drainage is only one aspect of pitch quality rating.)	Enhanced pitch maintenance regime / close season repairs. Replace goalposts with moveable posts to reduce wear.

Site/Club	Sub Area	Use	Issues - Key Factors	Possible Solutions
		One floodlit adult fenced pitch for league matches.		
The Zebon Copse Centre	C	Funding for facilities capable of delivering all year round sport / football with adequate parking and encouragement to sustain this	Issues with changing and car parking	Increase capacity with small floodlit 3G adjacent to entrance (planning consent secured).
Calthorpe Park	C	Grass pitches played within capacity - home club fixtures and training	Poor Drainage, high level of public use (dog fouling) Changing in need of upgrading. Limited car parking	Improve drainage, upgrade changing.
Hook United	A	New pitches will be required when housing development North East of Hook is completed	One youth and one adult pitch planned	Funded through new development developer contributions

## 6. Key findings and issues (Step 6)

**Figure B26: Football Key Findings and Issues**

	Football
<b>The main characteristics of the <u>current</u> supply of and demand for provision</b>	<p>The District is home to several large and successful amateur and community football clubs with good quality pitch and ancillary facilities and a very active volunteer infrastructure of team managers, coaches, and club and game officials.</p> <p>This facility and coaching infrastructure ensures that, overall, there is a good level of opportunities for residents of Hart to learn and play football at all ages, both males and females. Football participation is low in the District compared to national averages.</p> <p>However, there is a significant imbalance with many opportunities to play football available and accessible in the Western parts of the District and far fewer opportunities to play in the most densely populated areas in the east.</p> <p>Further investment in new football facilities is proposed at ESA for 2015/16.</p>
<b>Is there enough accessible and secured community use provision to meet <u>current</u> demand?</b>	<p><b>YES.</b> Given that a mobile population is able to access pitches across the Sub Areas, current supply broadly meets current demand for traditional forms of senior league football. There are a number of displaced Hart based clubs that play their home matches in neighbouring Districts.</p> <p>For youth football and Mini-Soccer there is a lot of pressure on existing pitches at some sites leading to over-marking small sided pitches on larger pitches and overplay.</p> <p>The introduction of 5v5 size pitches in recent seasons for the U7 and U8 age groups has increased the wear of key sites for Mini-Soccer and youth football.</p> <p>Whilst the overall position means that there is a balance between supply and demand, it should be noted that there is a substantial under-supply of pitches in the West of the District.</p>

<p><b>Is the provision that is accessible of sufficient quality and appropriately maintained?</b></p>	<p><b>YES.</b> There are no serious issues of quality and maintenance at football sites or at schools and sports clubs. A trend has been identified towards a lack of sufficient resources for adequate pitch maintenance by Parish and Councils and this is also an issue for maintenance of changing facilities at a number of the football sites in the District.</p> <p>Where management of park / recreation ground football facilities is devolved to clubs (under lease or license) these are maintained to a much higher quality, e.g. Eversley Sports Association. It is apparent that the quality of pitches and changing rooms are factors that impact on pitch demand in sites where the quality is better, particularly for changing).</p>																																										
<p><b>What are the main characteristics of the <u>future</u> supply and demand for provision?</b></p>	<p>The spatial planning strategy and policies for Hart assume a low level of growth over the plan period to 2020. Growth is forecast for two of the three Sub Areas to 2020 with concentrations in wards in Sub Area A.</p> <p>Assuming current team generation rates in each sport, the forecast population growth will potentially generate demand for the following additional teams:</p> <table border="1" data-bbox="440 745 1476 1048"> <thead> <tr> <th>Age Group</th> <th>No. Football Teams 2015</th> <th>Pop in Age Group 2015</th> <th>Future Pop in Age Group</th> <th>Current Team Generation Rate</th> <th>Pop Change in Age Group</th> <th>Potential Change in Football Team No's</th> </tr> </thead> <tbody> <tr> <td>Adult male</td> <td>44</td> <td>17,407</td> <td>18,550</td> <td>395</td> <td>1143</td> <td>+3</td> </tr> <tr> <td>Adult female</td> <td>4</td> <td>17,010</td> <td>17,907</td> <td>4252</td> <td>897</td> <td>0</td> </tr> <tr> <td>Youth boys</td> <td>96</td> <td>3663</td> <td>4291</td> <td>38</td> <td>628</td> <td>+16.5</td> </tr> <tr> <td>Youth girls</td> <td>7</td> <td>3336</td> <td>4014</td> <td>476</td> <td>678</td> <td>+1.5</td> </tr> <tr> <td>Mini-Soccer</td> <td>98</td> <td>4961</td> <td>5249</td> <td>50</td> <td>288</td> <td>+5.75</td> </tr> </tbody> </table> <p>At the much higher level of growth anticipated by the clubs, particularly in the number of youth and Mini-Soccer teams it is evident that the District needs to protect existing playing field provision. There will be a need to increase playing capacity on existing pitch sites through a combination of quality enhancement and new provision (particularly of 3G AGP able to accommodate multiple games in the peak period) over the period of the strategy.</p> <p>The structural changes of organised forms of the game at youth and Mini-Soccer level continue to impact on demand for pitches and the need to over-mark 5v5 and 7v7 pitches on 9v9 and 11v11 pitches. These changes when combined with demand growth could result in increasing over-play of some sites. Football future supply includes the development of 4 x 5 aside AGP's at the new Hart Leisure Centre</p> <p>The largest forecast population growth is in Sub Area A where there is a lack of formal grass pitch supply. It will therefore be important to actively seek opportunities for new provision in this sub area, particularly aimed at meeting the demands for Junior and Mini-Soccer games. Specific proposals will need to be included within the Action Plan to accommodate this.</p> <p>Similarly, specific opportunities to secure more community access to school pitches for youth and Mini-Soccer, particularly in the under supplied Sub Area A, must be considered within the Action Plan.</p> <p>In Sub Area A population growth is forecast to be more marked than in the East of the District although this is likely to still be significant as a result of the spatial strategy policy of intensification of housing. The strategic approach to future football grass pitch provision also needs to be on protecting playing field land and enhancing provision at key, sustainable sites. District-wide needs are such that playing field land in this relatively poorly provided Sub Area needs to be protected to meet future demand from new population both from within the Sub Area.</p>	Age Group	No. Football Teams 2015	Pop in Age Group 2015	Future Pop in Age Group	Current Team Generation Rate	Pop Change in Age Group	Potential Change in Football Team No's	Adult male	44	17,407	18,550	395	1143	+3	Adult female	4	17,010	17,907	4252	897	0	Youth boys	96	3663	4291	38	628	+16.5	Youth girls	7	3336	4014	476	678	+1.5	Mini-Soccer	98	4961	5249	50	288	+5.75
Age Group	No. Football Teams 2015	Pop in Age Group 2015	Future Pop in Age Group	Current Team Generation Rate	Pop Change in Age Group	Potential Change in Football Team No's																																					
Adult male	44	17,407	18,550	395	1143	+3																																					
Adult female	4	17,010	17,907	4252	897	0																																					
Youth boys	96	3663	4291	38	628	+16.5																																					
Youth girls	7	3336	4014	476	678	+1.5																																					
Mini-Soccer	98	4961	5249	50	288	+5.75																																					

<b>Is there enough accessible and secured community use provision to meet <u>future</u> demand?</b>	<b>NO.</b> To meet future demand, there will be a need to increase the supply of facilities for youth football and Mini-Soccer in accessible locations within the District, and on school sites with community access in the west of the District where there is lower level of current supply. All existing pitches are needed to satisfy demand. Therefore none have been identified as surplus.
<b>What is the overall quality level?</b>	The overall quality level of football grass pitch provision in Hart is good and there are notable examples of very high quality pitches and ancillary facilities, e.g. at ESA. There are very few examples of facilities at sports clubs and in parks that are of poor quality and in need of significant enhancement. The main issue in relation to quality of football grass pitches is that of drainage, particularly on The Sean Devereux Park. These pitches are currently rated as good from the site audits undertaken in 2014. However, following periods of wet weather their condition is likely to deteriorate and they could then become unplayable. Drainage is only one of many factors in determining pitch quality ratings.





## Appendix C – Assessment of Need – Hockey

## Hart Playing Pitch Strategy: Appendix C Hockey - Assessment of Needs (Stages B & C)

### 1. Pitch Supply (Step 2)

For all four sports included in the PPS scope – cricket, football, hockey and rugby - the following pitch supply information, see diagram below, has been gathered, as far as possible, by a combination of data collection and review, surveys and consultations:

**Figure C1: Pitch Supply Overview**



*Sources of information* – The sources of information used to establish current pitch supply were: latest Sport England Active Places Power audit for playing pitches in Hart; relevant NGB, county board and club websites; NGB insight data (where available); NGB regional PPS leads; online survey returns from sports clubs, schools and NGBs.

*Site visits and inspections* – None of the sites which Hart based hockey teams use are currently based in Hart.

*Findings* - The pitch supply information for Hart as set out in Figure C1 above has been collated and entered in Spreadsheets (one for each pitch sport) detailing:

- Current Supply
- Current Demand
- Site Overviews (current supply and demand balance)
- Future Supply and Demand (taking into account forthcoming changes in the supply of pitches and projected population change).

### Hockey Supply

Findings relating to hockey pitch supply, i.e. sand or water based artificial grass pitches (AGPs) - in Hart are summarised below.

#### Number and sizes of pitches

In the current season (2014/15), the only sand-based AGP pitch located in Hart is at Lord Wandsworth College.

The two main hockey clubs in the area: **Yateley Hockey Club and Fleet & Ewshot Hockey Club**, currently play all their matches outside the District.

**Yateley H.C.** play at three sites: Farnborough 6th Form College, Edgbarrow Sports Centre – Crowthorne and Wellington College. The club are developing a new floodlit full size sand filled AGP at Eversley Sports Association (ESA) and hope to move there next season, although they will continue to use the pitch at Edgbarrow Sports Centre (Edgbarrow Sports Centre had their pitch re-laid over the 2014 summer). The club is already partly based in Hart, using the Yateley Cricket & Hockey Association social facilities at Sean Devereux Park, Chandlers Lane, Yateley.

**Fleet & Ewshot H.C** currently play their matches at the Army Hockey Centre, Aldershot and at Farnborough Sixth Form College (one weekly Junior’s session). The club plan, subject to agreement with the school, to play future matches at Calthorpe Park School, Fleet when this new floodlit full size 3G AGP becomes available in September 2015. They will also continue to use the double sand filled AGPs at the Army Hockey Centre at Aldershot and the club has access to clubhouse at the Army Hockey Centre for use as changing facilities and catering for training and matches. The club’s use of the Army Hockey Centre is through a rental agreement with Aspire Defence, at an annual cost of £12,000. The availability of new AGP at Calthorpe Park School would be a useful additional satellite site for the Club.

**Warlock Vets Hockey Club** (Hook) which have one men’s team and again use Lord Wandsworth College on a fairly regular basis on Sundays for friendlies.

**Alton Hockey Club** (plays some matches in Hart, but is based in East Hampshire District Council) which has three men’s sides, two ladies’ sides, one mixed and nine junior sides and currently use Lord Wandsworth College and Amery Hill School. They are used for weekday training and occasional weekend use when available. (The ladies teams train on Mondays 7pm - 8:30 pm at Lord Wandsworth College and the men’s teams train on Tuesdays 8:15pm - 9:45 pm at Lord Wandsworth College.

Hockey Pitches in Schools

**Figure C2: School Based Hockey Pitches**

Site	Surface & Size	Age & Quality	Ancillary Facilities	Security of Access
Court Moor School Fleet	Small size sand filled	2007 Good	Changing - Standard & Schools use	Available for Community hire
Lord Wandsworth College	Full Size sand filled	1994 Standard	Changing - Standard & Schools use	Available for Community hire and used for Single System Coaching
Lord Wandsworth College	Small Size Sand filled 31m x 56m	1994 Standard	N/A - Schools use only	Available for Community hire
St Neots Preparatory School	Small Size Sand filled 65m x 43m	2002 Good	N/A - Schools use only	N/A

In addition, there is a full size grass hockey pitch at St Nicholas School that is only used by the school and a disused grass pitch at Yateley Health & Fitness noted on the Sport England Active Places Power website, but not included in this Supply / Demand analysis.

Hockey Pitches in Neighbouring Boroughs

**Figure C3: Out of District Hockey Pitches**

Site	Surface & Size	Age & Quality	Ancillary Facilities	Security of Access
Army Hockey Centre – Aldershot <i>(out of District – Rushmoor)</i>	Sand filled 100m x 60m	2000 Standard	Changing (poor)	Secure through annual rental agreement @ £12,000 pa.
Army Hockey Centre – Aldershot <i>(out of District – Rushmoor)</i>	Sand filled 100m x 60m	2000 Standard	Changing (poor)	Pay & play
Down Grange - Basingstoke Hockey Club <i>(out of District – Basingstoke &amp; Deane)</i>	<i>Full size sand filled</i>	2012 Good	<i>Pavilion &amp; changing built in 2012 (good)</i>	Secure
Dove House School <i>(out of District – Basingstoke &amp; Deane)</i>	<i>Small size sand filled Floodlit 30x20</i>	2005 Good	<i>N/A Schools use only</i>	<i>N/A</i>
Edgbarrow Sports Centre <i>(out of District – Bracknell Forest)</i>	Sand filled 100m x 60m		Changing (good)	Pay & Play
Farnborough 6 <sup>th</sup> Form College <i>(out of District – Rushmoor)</i>	Sand filled 100m x 60m	2010 Good	Changing (Standard)	<i>Limited to outside school hours</i>
Queen Mary's College sports Centre <i>(out of District – Basingstoke &amp; Deane)</i>	<i>Small size sand filled Floodlit 65x35</i>	2002 Good	<i>Available for community use Changing (Good)</i>	<i>Limited to outside school hours</i>
Wellington College <i>(out of District – West Berkshire)</i>	Sand filled 100m x 60m		Changing (standard)	<i>Limited to outside school hours</i>

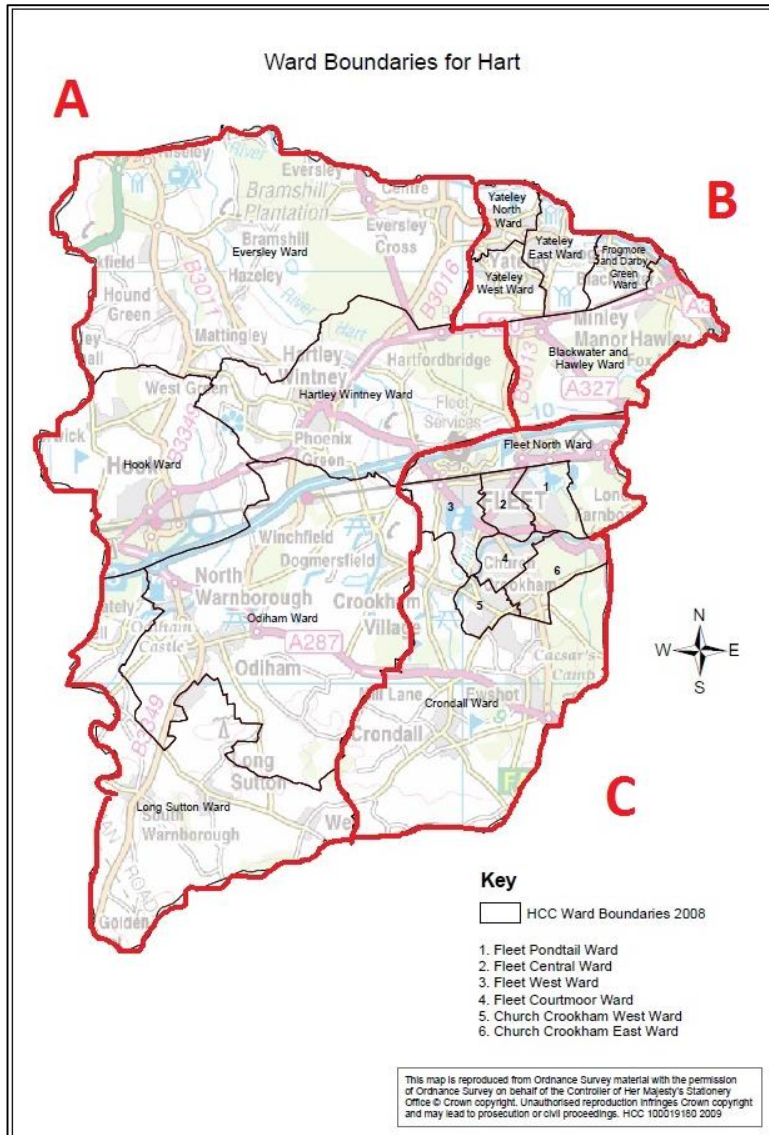
Proposed Provision

A new short pile 3G AGP is currently being developed at Calthorpe Park School. Fleet & Ewshot HC proposes to enter into a hire agreement with the school to facilitate expansion of the number of teams to meet unmet and latent demand. This may, in time, facilitate the club consolidating more of its match play and training activities at this site which would assist the long term sustainability and growth of the club. However, this will be dependent on the pitch being approved for play by England Hockey and on the club reaching agreement with the school on long terms hire arrangements. If such an agreement is reached, then this pitch will be treated as a satellite site for the club, who will retain their use of the out of District facilities at the Army Hockey Centre in Aldershot for their main matches. England Hockey are not supporting the provision of this new pitch at Calthorpe Park School.

Yateley Hockey Club are working in partnership with Eversley Sports Association (ESA) on the construction of a new floodlit full size sand filled AGP at ESA. Funding and all necessary permissions have been secured and when completed this will become the new base for the club. Although only one new AGP is currently planned, this proposal should be "future proofed" by ensuring that the design and layout allows for an additional pitch in the future if required. Discussions indicate that, at this stage the Club intend to retain the clubhouse facilities at Sean Devereux Park, shared with the Yateley Cricket Club, although with a new AGP at Eversley Sports Association, this may change.

Figure C4 below shows the Wards and Sub-Areas in the District:

**Figure C4: Distribution of Sub Areas in Hart District**



### 3. Pitch Demand (Step 3)

For all four sports included in the PPS scope, the following pitch demand information, see diagram below, has been gathered, as available, by a combination of data collection and review, surveys and consultations:

**Figure C5: Pitch Demand Overview**



*Sources of information* – The sources of information used to establish current pitch demand were:

- Booking records of pitch providers where provided (e.g. some schools, clubs and sports associations); plus club survey returns (cricket, football and hockey) re: teams, patterns of use, unmet demand.
- Sport England tools - Active People Survey data, Sports Market Segmentation (SMS) - trends and latent demand.
- The HBC Planning Team provided - population forecasts and distribution by age groups relevant to particular sports.
- NGBs - NGB Insight Data, league websites, participation policies and trends, local information on displaced demand.

### Hockey Demand

Findings relating to hockey pitch demand in Hart are summarised below.

#### Clubs and Teams

Hart has four hockey clubs based in the District, the main two are **Fleet & Ewshot Hockey Club** and **Yateley Hockey Club**. Both clubs currently play all their matches outside the District, but both have short term plans to be based in Hart for the next season through the development of new pitches (see below). Two other clubs, **Alton HC** (three men's sides, two ladies' sides, one mixed and nine junior sides) and **Warlock vets** (one men's side) play some of their matches in Hart at Lord Wandsworth College. NB. The Alton Ladies and men's teams use Lord Wandsworth for training.



**Yateley Hockey Club** - Although the club's main base is at Sean Devereux Park, there is no sand filled AGP on this site. The club's 10 Adult and nine Junior (U6 to U18) teams play and train at Farnborough 6th Form College, Edgbarrow Sports and Wellington College, all outside the District. The club has approximately 319 players for the 2014/15 season.

**Fleet & Ewshot Hockey Club** - The club has four men's and three women's teams, one mixed and seven junior sides. Matches and training take place at the Army Hockey Centre where the club have access to a double pitch, together with central changing. They also use Farnborough Sixth Form College. Both of these sites are outside the District. The club has approximately 188 players for the 2014/15 season.

Players

England Hockey reported affiliated membership numbers in the club survey returns total for 2014/15 is **545**.

Club membership is growing, in both the senior and the junior age groups, two mini teams have recently been established due to work done through schools and membership is likely to improve with the establishment of the two new AGPs in the District.

Active People Survey

Active People Survey 8 (Oct 2013 - Oct 2014) shows that 0.20% of adults (16+) in England play hockey for at least 30 minutes once a week. Comparable data at Hampshire and District level is not available due to insufficient sample size.

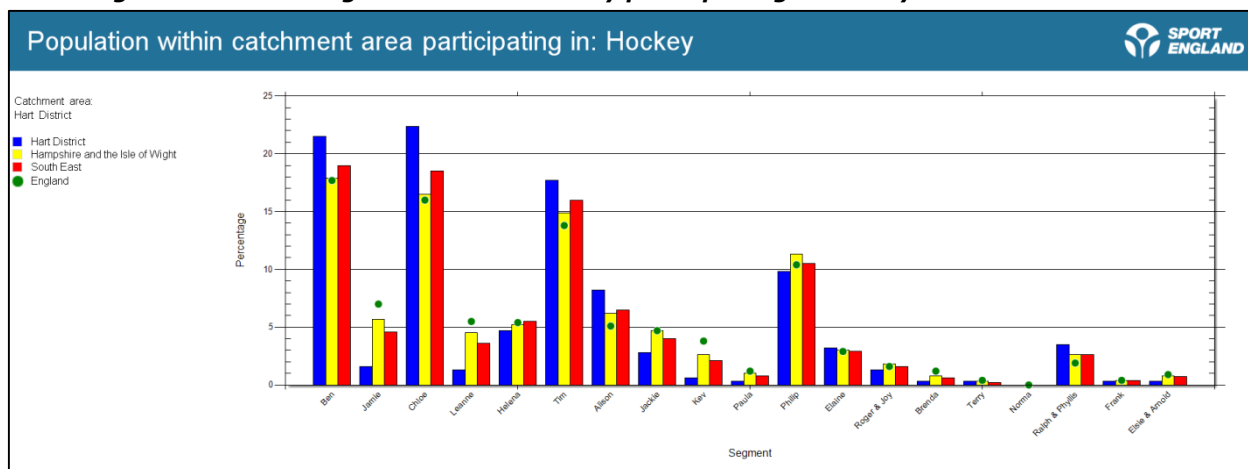
If hockey participation in Hart were at the national average, this would indicate around 92 adults (aged 16+) living in the District play hockey (out of an adult population of approximately 46,145 (male and females) in the prime 16-55yrs adult age range for hockey participation). With current adult hockey club membership of around 545, Hart has well over the national participation rate for Hockey at 1.2%. This would appear to lend weight to the view that there is significant demand in Hart that is currently displaced to sites located in neighbouring boroughs.

Market Segmentation and Latent Demand

As the figures below demonstrate, there is higher demand from those Sports Market Segmentation Groups aged 18-25 (males and females) playing and wanting to play hockey in Hart compared to other parts of the UK. The groups characterised by relatively high latent demand for hockey are more likely to be female, Chloe (young image conscious females keeping fit and Trim) and Alison (mums with a comfortable but busy lifestyle).

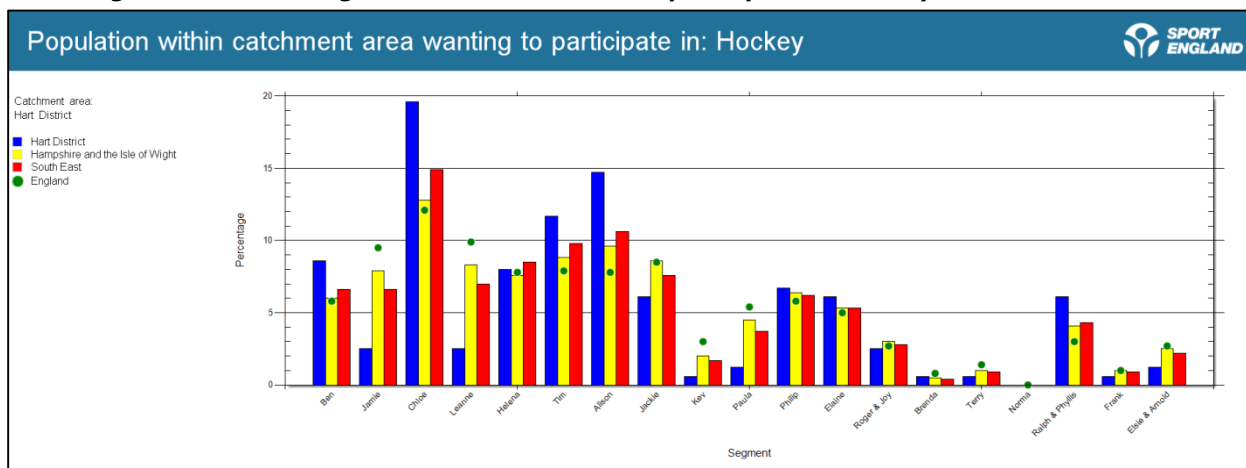
Clubs and facility providers can target these groups by organising the right programmes - for example Rush Hockey and Back to Hockey - to engage new participants.

**Figure C6: Market Segmentation – currently participating in Hockey**



Source: Sport England Sports Market Segmentation (May 2015)

**Figure C7: Market Segmentation – would like to participate in Hockey**



Source: Sport England Sports Market Segmentation (May 2015)

As the figures demonstrate, there is a genuine demand for the sport across the District and highlights the need for suitable AGP facilities. In addition, as previously mentioned, a number of residents from neighbouring boroughs play their hockey in Hart District as the clubs are based on district borders with secondary pitches outside of Hart.

In Hart there is a higher than average participation rate for graduate and professional men aged 18-45 and graduate women aged 18-25. As the segmentation demonstrates there is also high latent demand for hockey from these groups and also mothers aged 36-45.

Clubs and facility providers can continue to target these groups by organising the right programmes for example Rush Hockey and Back to Hockey to engage new participants into hockey.

**Casual Demand**

Open opportunities for semi-formal adult hockey - i.e. 5 a side Rush Hockey and Back to Hockey programmes are an opportunity to involve more people in the sport and will be taken forward in the Action Plan. England Hockey is supporting the clubs in Hart to encourage semi-formal forms of the game, outside of the league structure. In this way the hockey "offer" will be improved and more people can be encouraged to take part in semi-formal versions of the game. This is an opportunity to involve more people in the sport and will be taken forward as a recommendation in the Action Plan. The four school based pitches in Hart provide potential venues to accommodate this semi-formal use as long as floodlights are in place.

**'Single System' Hockey Development Activity Venues**

At present, the sand based AGPs at Lord Wandsworth School are used for community hockey and are used by England Hockey for single system performance coaching for talented 13-17 year olds.

**Figure C8: Single System Activities in Hart**

Single System activities in Hart	Venue Names and Addresses
JDC	Boys and Girls all ages – Lord Wandsworth College
JAC	Boys and girls all ages – Lord Wandsworth College
JRRPC	N/A

**Other Hockey Activities (festivals, junior leagues etc.)**

Yateley Summer Hockey Festival – Grass pitch next to clubhouse.

Also, when the ESA pitch develops as hoped with the support of England Hockey and the local club, and if pitch access time can be negotiated for coaching, then this venue has potential to become a Junior Development Centre over the period of this strategy, subject to support of the club.

Clubs First / Clubmark accredited hockey clubs

The teams currently run by the Hart based hockey clubs in 2014/15 are summarised in the Figure C9. Neither club is currently ClubsFirst accredited by England Hockey (equivalent of Sport England Clubmark accreditation).

**Figure C9: Hockey - Expressed Demand**

Hart Based Senior Hockey Clubs and Teams	2014/15 League	Home Ground	Other Grounds Used
Yateley Hockey Club <ul style="list-style-type: none"> <li>▪ Five men's sides</li> <li>▪ Four ladies' sides</li> <li>▪ One summer</li> <li>▪ Nine junior sides</li> </ul> 319 players 2014/15	Hampshire Area Division 4 (Women) - South Hockey League 14-15	Farnborough 6th form college - newly laid AGP	Edgbarrow Sports Centre – Crowthorne and Wellington College.
Fleet & Ewshot Hockey Club <ul style="list-style-type: none"> <li>▪ Four men's sides</li> <li>▪ Three ladies' sides</li> <li>▪ One mixed</li> <li>▪ Seven junior sides</li> </ul> 188 players 2014/15	South Hockey League » Hampshire > Hampshire Area Division 10 (Men)	Army Hockey Centre 1 Princes Avenue, Aldershot	Army Hockey Centre 2
Alton Hockey Club <ul style="list-style-type: none"> <li>▪ Three men's sides</li> <li>▪ Two ladies' sides</li> <li>▪ One mixed</li> <li>▪ Nine junior sides</li> </ul> 164 players 2014/15	South Hockey League » Hampshire >	Amery Hill School	Lord Wandsworth College
Warlock Vets <ul style="list-style-type: none"> <li>▪ One men's side</li> </ul> 49 players 2014/15	Sunday only	Lord Wandsworth College	N/a

The following junior hockey teams (boys and girls) and junior club sections are based in (or close to) Hart:

**Figure C10: Junior Hockey - Expressed Demand**

Hart Based Youth Hockey Teams	2014/15 League	Home Ground	Other Grounds Used
Yateley Hockey Club <ul style="list-style-type: none"> <li>▪ 26 boys and 21 girls approx aged U6 to U18. Tournament play from U10 and league play from U14</li> </ul>	Training and tournaments to U12  League play U14 and U16	Farnborough 6th Form College	Edgbarrow Sports Centre, Wellington College
Fleet & Ewshot Hockey Club <ul style="list-style-type: none"> <li>▪ 20 boys and 15 girls approx aged 7-13yrs. Tournament play from U10</li> </ul>	Training and tournaments to U12 Competitive & Friendly	Army Hockey Centre, Aldershot Farnborough Sixth Form College	Farnborough Sixth Form College (Friday evening)
Alton Hockey Club <ul style="list-style-type: none"> <li>▪ 70 boys up to 18 and 57 girls up to 18</li> </ul>	Training and tournaments to U12 Competitive & Friendly	Amery School (Out of District)	Lord Wandsworth College

Yateley and Fleet & Ewshot hockey clubs would prefer a venue in Hart as their base, as this would be more readily accessible to more District residents than the out of District sites used, particularly for juniors.

### Planned growth

Both clubs based in Hart have plans for growth to be accommodated at their new pitch venues. Yateley Hockey Club plan additional one senior men's team, one senior women's team one youth boys team and one youth girls team. Fleet and Ewshot Hockey Club also plan to increase their number of teams by one senior men's team, one senior women's team one youth boys team and one youth girls team.

## 4. The situation at individual sites (Step 4)

### Hockey sites

The pitches were quality-assessed during the first half of the 2015 season. The assessments and ratings were reviewed by representatives of England Hockey and agreed.

Carrying capacity for hockey is a measure of the number of hours a week in the peak period (evenings and weekends) that the AGPs suitable for hockey use are available for community hockey use, i.e. total community hours available less hours allocated to other sports (football and tennis).

Figure C11 below summarised the situation at each sand-based AGP site with regard to:

1. *Pitch supply* (including the quality ratings) and conclusions reached as to the amount of play a site can accommodate (i.e. its carrying capacity for community use).
2. *The amount of play that takes place at each site* (i.e. the expressed demand) adjusted to reflect any casual or education use in addition to club use for matches and training.
3. *The comparison* (shown as a RAG rating) as to whether, for each pitch type it contains, a site is:
  - **RED** - Being overplayed (current use exceeds the carrying capacity)
  - **AMBER** - Being played to the level the site can sustain (current use matches the carrying capacity), or
  - **GREEN** - Potentially able to accommodate some additional play (current use falls below the carrying capacity)

**Figure C11: Situation at Individual Sites**

Site	Pitch Rating	Size	Hours per week in peak period	Est. Use	RAG	Comments/ Assumptions
Court Moor School Fleet	Good	Small size sand filled	34	26	Green	Mainly school use. Some limited use for community evenings and weekends. Undersized for adult hockey
Lord Wandsworth College	Standard	Full sized sand filled	27.5	10	Green	Mainly school use. Some limited use for community evenings and weekends.
Lord Wandsworth College	Standard	Small Size Sand filled 31m x 56m	27.5	25	Green	Mainly school use. Some limited use for community evenings and weekends. Undersized for adult hockey
St Neots Preparatory School	Good	Small Size Sand filled 65m x 43m	18.5	10	Green	Undersized for adult hockey or football match play
Down Grange - Basingstoke Hockey Club (out of District - Basingstoke & Deane)	Good	Full size sand filled	60	60	Amber	New pitch in full use by Basingstoke Hockey Club

Site	Pitch Rating	Size	Hours per week in peak period	Est. Use	RAG	Comments/ Assumptions
Dove House School (out of District – Basingstoke & Deane)	Good	Small size sand filled Floodlit 30x20	N/a	N/a		School use only Undersized for adult hockey match play
Queen Mary's College sports Centre (out of District – Basingstoke & Deane)	Good	Small size sand filled Floodlit 65x35	34	10		Undersized for adult hockey match play
Farnborough 6 <sup>th</sup> Form College (out of District – Rushmoor)	Good	Sand filled 100m x 60m	34	34		At capacity
Army Hockey Centre – Aldershot (out of District – Rushmoor)	Standard	Sand filled 100m x 60m	34	34		At Capacity
Army Hockey Centre – Aldershot (out of District – Rushmoor)	Standard	Sand filled 100m x 60m	34	34		At Capacity

The quality of the out of District pitches is generally good, with the pitch at Farnborough 6<sup>th</sup> Form College being new in 2014.

#### Sport England Facilities Planning Model (FPM) - Hockey AGP Needs Assessment

In April 2015 Sport England published an analysis of AGP provision in the District using data on supply and demand for AGPs from Sport England's National Facilities Audit Dataset as of January 2015.

The FPM analysis includes consideration of all surface types that can be used for different sports. On this basis, the FPM analysis includes in the current supply three AGPs – one of which is currently used for hockey (Lord Wandsworth College). However, it is missing the floodlit full size 3G AGP at Gibraltar Barracks that has not been identified on the Active Places database, but has been verified through a site visit.

**Figure C12: Supply / Demand – Community accessible AGPs in Hart**

Supply / Demand	Hart	England	South East	Basingstoke & Deane	East Hants	Rushmoor
Number of pitch sites	3	1,974	362	3	7	5
Number of pitches	3	1,783	316	3	7	4
<b>Supply – pitches per 10,000 of the population</b>	<b>0.32</b>	<b>0.36</b>	<b>0.41</b>	<b>0.17</b>	<b>0.59</b>	<b>0.52</b>
Supply – publicly available pitch space in pitches (scaled with hours available in peak period)	1.73	1,578.59	272.60	2.97	5.24	4.54
Supply – total pitch space in visits per week in the peak period (vpwpp)	1,280	1,127,174	201,721	2,195	3,880	3,363

Supply / Demand	Hart	England	South East	Basingstoke & Deane	East Hants	Rushmoor
Demand – vpwpp demanded	1,978	1,258,717	198,325	3,890	2,343	2,354
Demand – equivalent in pitches (with comfort factor included)	2.67	1,700.97	268.01	5.26	3.17	3.18
<b>Supply / Demand balance (pitches)</b>	-0.94	- 122.38	4.59	-2.29	2.07	1.36

**Figure C13: Full Size AGPs in Hart**

Facility Name	Surface Type	Pitch Size	Date Built	Refurbished
Frogmore Leisure Centre	3G - Floodlit	100x60m	1995	2005
Lord Wandsworth College	Sand Filled - Floodlit	90x60m	1993	2004
RAF Odiham	3G - Floodlit	100x60m	1994	2010

\* These three AGPs meet the minimum requirements (size and hours in peak period of community access) for inclusion in the Sport England Facilities Planning Model (FPM) and are on the Active Places database.

The analysis suggested that the current supply of AGPs suitable is below the level required to meet the demand that is generated by the population of Hart.

The simple Supply / Demand Balance identifies a small 'shortfall' of 0.94 AGPs. This is a very simplistic picture of the overall supply and demand across Hart. The resident population is estimated to generate a demand for 2.67 pitches. This compares to a current available supply of 1.73 pitches giving a negative supply / demand balance of 0.94 pitches.

The % of Hart's population without access to a car is 7.5% which is lower than the national and regional averages. This suggests that the demand created is relatively mobile.

The model is forecasting that circa 68% of the satisfied demand within Hart's population is being met by facilities outside of the District itself.

The scale of the unmet demand in Hart has been highlighted – it is 319 visits per week in the peak period, which is converted to an equivalent of 0.43 pitches.

The data analysis shows that the main cause of this unmet demand (circa 86%) is a lack of capacity at current facilities. The model identifies that circa 14% is caused by people living outside of the catchment of an existing AGP facility.

The model also forecasts that the AGPs in Hart are being used at 97.2% capacity during the peak periods each week. This is slightly higher than the national figure (90.4%) and the regional figure (96.3%) and suggests that the current pitches are extremely busy during peak times each week.

The analysis has forecast the following used capacity figures for the respective AGPs within Hart:

- Frogmore Leisure Centre – 100%
- Lord Wandsworth College – 93%
- RAF Odiham – 100%

This illustrates that there are extremely limited (if any at all) opportunities to increase community usage of the current AGPs across the district and underlines how important each site currently is for current sporting activity.

Interestingly, the model forecasts that circa 57% of the current used capacity is actually being imported into Hart from other authority areas. This figure is significantly higher than that within the neighbouring local authorities apart from Rushmoor. The model suggests that only circa 43% of the used capacity is from Hart residents. This data reflects the FPM analysis for satisfied demand that suggests circa 68% of the demand being generated within Hart is being met by facilities outside of the District.



The data suggests that consideration could be given to the provision of more AGPs within the District to meet the demands of a growing population and to support any aspirations to increase the opportunities available to the residents of Hart at facilities within the District itself.

In summary, Hart has an insufficient supply of AGPs for hockey compared to the surrounding authorities which include hockey AGP provision. The model suggests that there is some unmet demand within Hart which should be considered as part of the Action Plan.

## 5. The current and future pictures of provision (Step 5)

### Hockey provision

#### Current

There is evidence from two clubs of unmet and latent demand. Yateley Hockey Club has identified potential to grow four additional teams. Similarly, Fleet & Ewshot Hockey Club has plans to create four new teams. It is most likely that all of the additional peak time demand that would result from this planned growth could be accommodated at the two planned league compliant pitches at ESA and Calthorpe Park School (the latter being subject to satisfactory accessibility arrangements).

For junior hockey development, there would be sufficient capacity at these two new AGPs to meet demand in the short and medium term, but both clubs will still rely on using facilities out of the District and the use of school AGPs for practice.

The additional supply that would result from these projects would not be sufficient to cater for any displaced demand that might arise in the future from other boroughs. From work done in Rushmoor and Basingstoke and Deane it is clear that, in particular Rushmoor BC is currently a net importer of demand and there is currently no displaced demand from Rushmoor to Hart. Similarly, any current displaced demand from Basingstoke and Deane is met from Rushmoor and again, under current proposed provision could not be met by Hart.

#### Future

**Potential effect of population change** - Future population growth figures have been calculated for the period of this strategy against the primary age groups for hockey participation.

Although some population growth is forecast in Sub Areas A (Eversley, Hook, Odiham, Hartley Wintney, Long Sutton) and Sub Area C (Fleet & Crondall) by 2020, assuming current hockey participation and team generation rates in Figure C14 and the forecast population growth takes place, there would be no growth in adult teams or youth teams in the District based on population alone. (Team generation rates are calculated by dividing the target population numbers – potential players, by the number of teams actually generated by that group. E.g. if there are currently eight junior boys teams from a population of 3,097 boys of the age to play hockey then dividing the population by the number of teams 3,097 divided by 8, means that one team is generated for every 365 boys in that age group.) However, taking into account current demand, the current club growth plans for eight additional teams, and growing levels of semi-formal demand, there is an insufficient supply of Hockey pitches in Hart.

To provide sufficient league compliant hockey pitch capacity to meet this current and additional forecast demand will necessitate further secured supply either within the District itself or close to the District boundary and easily accessible. The current proposals for AGPs at ESA and Calthorpe Park School have the potential to address a large proportion of this demand, meeting the needs of Yateley Hockey Club for match games, but Fleet and Ewshot will still rely on out of District provision for their matches, with Calthorpe Park School acting as a satellite site for them.

**Figure C14: Population Projections and Hockey team Generation Rates**

Age Group	No. Hockey Teams 2015	Pop in Age Group 2015	Pop in Age Group 2020	Current Team Generation Rate	Pop Change in Age Group	Potential Change in Hockey Team No's
Senior Men (16-55yrs)	11*	24,755	25,287	2,250	532	0
Senior Women (16-55yrs)	7*	24,330	25,180	3,475	850	0
Junior Boys (11-15yrs)	8 *	2,975	3,587	371	612	+2
Junior Girls (11-15yrs)	8*	2,743	3,347	342	604	+2

\*Excludes Alton HC as membership is based in East Hampshire District.

Figure C14 shows that forecast population growth is not sufficient to have any discernible effect on participation in hockey, being limited to two junior boys and two junior girls teams. However, the current growth plans of the two clubs based in the District for eight teams means that additional facilities are needed to meet unmet and latent demand within the existing resident population.

**Potential effect of demand trends, participation targets, how pitch sports are played** – National trends show a reduction in interest in taking part in sports that demand a commitment to regular attendance, in favour of a more casual involvement.

This national picture is not reflected locally in Hart as far as hockey demand is concerned. Both local clubs have experienced modest growth in recent seasons. With active support from England Hockey to establish facility bases in Hart, opportunities and demand for junior hockey are also potentially growing.

**Particular sports clubs and sites where demand is likely to increase or decrease and potential effect** – It is highly likely that both of the locally based clubs will continue to expand in future years. However, access to the existing sites used by these clubs is out of District and unsecured. Unless the planned new facilities at ESA and Calthorpe Park School are delivered and secured for club use, it will be difficult to ensure that existing community access at peak times is maintained, let alone extended to accommodate growth. The best opportunity to secure additional capacity is through investment in new and refurbished facilities. The Action Plan should therefore support the development of these facilities as currently planned.

## 6. Key findings and issues (Step 6)

**Figure C15: Hockey Key Findings and Issues**

Hockey																																				
<b>The main characteristics of the <u>current</u> supply of and demand for provision</b>	<p>There is growth in junior and youth hockey demand at both clubs stimulated by new club/school links supported by an active volunteer infrastructure of team managers, coaches, club and game officials.</p> <p>The facility and coaching infrastructure ensures that, overall, there is a good level of opportunities for residents of Hart to learn and play hockey at all ages, both males and females. A gap in provision currently is the lack of a Hart-based adult Rush Hockey evening league or a Back to Hockey session at the senior club. The limited availability of pitch time in peak times and the cost of hire are constraining factors.</p> <p>Two league compliant pitches are to be located in different areas in the District to accommodate adult league hockey in 2015.</p> <p>Both of the hockey clubs based in Hart have plans for growth. Both plan to expand by a combined total of a further eight teams over the next few seasons (four senior and four youth). Further provision of hockey AGP capacity at peak weekend times will be needed to accommodate this unmet demand.</p>																																			
<b>Is there enough accessible and secured community use provision to meet <u>current</u> demand?</b>	<p><b>NO.</b> Current demand for league hockey (senior and youth) and for junior development is not met by current supply within Hart. The main pitches used by the clubs are based outside the District and is therefore displaced/exported demand. England Hockey estimate that a full sized sand filled AGP can accommodate 10 teams or 250 players. Given that there are 19 adult teams in Hart an additional sand filled pitch is needed to accommodate current demand.</p> <p>There is also a concern as to the security of access to pitches for community hockey. The pitches used by the two community clubs active in Hart are on independent school sites and an MOD site. Whilst neither club has identified an issue of continued access, it would appear security is limited to term-by-term block bookings in season.</p>																																			
<b>Is the provision that is accessible of sufficient quality and appropriately maintained?</b>	<p><b>YES.</b> The AGPs hired by both clubs are well maintained by the independent schools and MOD that own these facilities.</p>																																			
<b>What are the main characteristics of the <u>future</u> supply and demand for provision?</b>	<p>The spatial planning strategy and policies for Hart assume a low level of growth over the plan period to 2020. Assuming current team generation rates in each sport, the forecast population growth will not generate demand additional teams until 2020</p> <p><u>Hockey:</u></p> <table border="1" style="width: 100%; border-collapse: collapse; text-align: center;"> <thead> <tr style="background-color: #003366; color: white;"> <th>Age Group</th> <th>No. hockey teams 2014</th> <th>Pop in age group 2014</th> <th>Pop in age group 2020</th> <th>Current Team Generation Rate</th> <th>Pop change in age group</th> <th>Potential change in hockey team no's</th> </tr> </thead> <tbody> <tr> <td>Senior Men (16-55yrs)</td> <td>11*</td> <td>23,249</td> <td>23,112</td> <td>2,113</td> <td>-137</td> <td>0</td> </tr> <tr> <td>Senior Women (16-55yrs)</td> <td>7*</td> <td>22,896</td> <td>23,021</td> <td>3,270</td> <td>145</td> <td>0</td> </tr> <tr> <td>Junior Boys (11-15yrs)</td> <td>8 *</td> <td>2,922</td> <td>3,097</td> <td>365</td> <td>175</td> <td>0.5</td> </tr> <tr> <td>Junior Girls (11-15yrs)</td> <td>8*</td> <td>2,736</td> <td>2,960</td> <td>342</td> <td>224</td> <td>0.5</td> </tr> </tbody> </table> <p>*Excludes Alton HC as membership is based in East Hampshire District.</p>	Age Group	No. hockey teams 2014	Pop in age group 2014	Pop in age group 2020	Current Team Generation Rate	Pop change in age group	Potential change in hockey team no's	Senior Men (16-55yrs)	11*	23,249	23,112	2,113	-137	0	Senior Women (16-55yrs)	7*	22,896	23,021	3,270	145	0	Junior Boys (11-15yrs)	8 *	2,922	3,097	365	175	0.5	Junior Girls (11-15yrs)	8*	2,736	2,960	342	224	0.5
Age Group	No. hockey teams 2014	Pop in age group 2014	Pop in age group 2020	Current Team Generation Rate	Pop change in age group	Potential change in hockey team no's																														
Senior Men (16-55yrs)	11*	23,249	23,112	2,113	-137	0																														
Senior Women (16-55yrs)	7*	22,896	23,021	3,270	145	0																														
Junior Boys (11-15yrs)	8 *	2,922	3,097	365	175	0.5																														
Junior Girls (11-15yrs)	8*	2,736	2,960	342	224	0.5																														

	<p>Instead, growth will be driven primarily through the current growth planned by the two clubs in the District to address known unmet and latent demand as detailed previously. The proposed new provision of two pitches for club and community use have the potential to provide capacity to meet future demand subject to the club reaching a long term use agreement to access the Calthorpe School facility at weekends and for evening training.</p> <p>Given that Hockey England is supporting clubs in widening the hockey offer to include semi-formal versions of the game, proposals for growth of semi-formal hockey at club sites should be included in the Action Plan.</p>
<p><b>Is there enough accessible and secured community use provision to meet future demand?</b></p>	<p><b>YES, but only if the new pitch at Eversley goes ahead.</b> The scale of forecast future demand and the proposals for new pitches suggest that future demand will be met. The Pitch at Eversley Sports Association, should it be built, will have secure access. The growth in population figures above suggest that there will be minimum future unmet demand (less than one junior boys and one junior girls teams) and that future provision is needed primarily to meet current unmet demand and the growth predicted by increasing participation through club activity. This will be an issue for the Action Plan to address.</p> <p>A long term club access agreement to the proposed pitch at Calthorpe Park School has potential to meet future demand for satellite use, should this be secured. This is an issue for the Strategy when more is known about progress in securing community use and whether the pitch, when completed, will be of a suitable standard as determined by England Hockey.</p>
<p><b>What is the overall quality level?</b></p>	<p>The overall quality level of hockey pitch provision available to clubs in Hart regarding both AGPs and changing facilities is good. However, there are some issues with the quality of changing at the Army Hockey Centre in Aldershot.</p>



## Appendix D – Artificial Grass Pitch Analysis

## APPENDIX D – ARTIFICIAL GRASS PITCH ANALYSIS

### 1. Artificial Grass Pitches (AGPs)

The summary below provides the **quantitative, qualitative and accessibility assessments** for AGP provision within Hart alongside the leading outcomes from the detailed consultation process which has informed the overall Built Facilities Strategy and the Playing Pitch Strategy. The priorities and standards to be considered for AGP provision are then provided at the end of this assessment. As per the methodology presented within the main Built Facilities Strategy report document, all community accessible AGPs have been included within the audit and analysis.

### 2. Artificial Grass Pitches (AGPs)

The summary below provides the **quantitative, qualitative and accessibility assessments** for AGP provision within Hart alongside the leading outcomes from the detailed consultation process which has informed this study. The priorities for AGP provision are then provided at the end of this assessment. As per the methodology presented earlier, all community accessible AGPs have been included within the audit and analysis.

### 3. Quantitative Assessment

Figures D1 and D2 provide a list of the full size and small sided AGP sites in Hart which are publicly accessible. Further information on each of the AGP sites audited in this study is also provided.

**Figure D1: Community Accessible Full Size AGPs in Hart**

Map Point	Facility Name	Postcode	Number of Pitches	Pitch Type	Access Type	Ownership Type	Management Type	Year Built (Year Refurbished)
2	Frogmore Leisure Centre	GU46 6AG	1	Rubber crumb pile (3G)	Pay and Play	Community school	Local Authority (in house)	1995 (2014)
3	Lord Wandsworth College	RG29 1TB	1	Sand Filled	Sports Club / Community Association	Other Independent School	Commercial Management	1994 (2004)
4	RAF Odiham Gymnasium	RG29 1QT	1	Rubber crumb pile (3G)	Sports Club / Community Association	MOD	MOD	1994 (2010)
TOTAL FULL SIZE PITCHES			<b>3</b>					

\* Gibraltar Barracks (Minley) has a floodlit full size 3G AGP that is accessible to the community which has been assessed within the qualitative review, but is excluded from the supply and demand analysis as it is not on Active Places Power database and therefore not included in the FPM.

**Figure D2: Community Accessible Small Sided AGPs in Hart**

Map Point	Facility Name	Postcode	Number of Pitches	Pitch Type	Access Type	Ownership Type	Management Type	Year Built (Year Refurbished)
1	Court Moor School	GU52 7RY	1	Sand Filled	Sports Club / Community Association	Community School	School/College/ University (In House)	2007
3	Lord Wandsworth College	RG29 1TB	1	Sand Filled	Sports Club / Community Association	Other Independent School	Commercial Management	1994
5	Robert May's School	RG29 1NA	1	Rubber Crumb Pile (3G)	Sports Club / Community Association	Academies	School/College/ University (In House)	2011
6	Peter Driver Sports Ground	GU52 8DF	1	Rubber Crumb Pile (3G)	Sports Club / Community Association	Local Authority	Local Authority (In House)	N/A
TOTAL SMALL SIDED PITCHES			<b>4</b>					

### 4. Other AGP Sites

In addition to the AGP sites included within Sport England's FPM analysis and the quantitative assessment of provision, a number of existing and potential future sites have been considered based on local intelligence:

- o Hart Leisure Centre: As part of the redevelopment of the new leisure centre, one x floodlit full size 3G AGP and four x floodlit 5-a-side 3G AGP's are planned.
- o Calthorpe Park School: A new full size 3G AGP opened November 2015.
- o Eversley Sports Association: Plans are currently being developed to build a floodlit full size sand filled AGP in conjunction with Yateley Hockey Club.



## 5. Supply and Demand Analysis

Figure D3 compares the current supply of and demand for AGPs in Hart with the national, regional and geographical neighbour averages. The data presented is based on the 'Strategic Assessment of need for AGP Provision in Hart District Council' (April 2015 FPM National Run Profile Report). Having consulted with Sport England the 2016 FPM analysis did not include Lord Wandsworth pitch and it has been agreed that the 2015 figures represent the most relevant analysis in line with the Consultant Team's own audit work for the PPS.

**Figure D3: Supply/Demand – Community accessible AGPs in Hart**

Supply/Demand	England	South East	Hart	Basingstoke & Deane	East Hants	Rushmoor
Population	54,669,203	8,919,914	93,445	176,441	118,161	95,851
Number of pitch sites	1,974	362	3	3	7	5
Number of pitches	1,783	316	3	3	7	4
Supply – pitches per 10,000 of the population	0.36	0.41	0.32	0.17	0.59	0.52
Supply – publicly available pitch space in pitches (scaled with hours available in peak period)	1,578.59	272.60	1.73	2.97	5.24	4.54
Supply – total pitch space in visits per week in the peak period (vpwpp)	1,127,174	201,721	1,280	2,195	3,880	3,363
Demand – vpwpp demanded	1,258,717	198,325	1,978	3,890	2,343	2,354
Demand – equivalent in pitches (with comfort factor included)	1,700.97	268.01	2.67	5.26	3.17	3.18
<b>Supply/Demand balance (pitches)</b>	- 122.38	0.94	<b>- 0.94</b>	- 2.29	2.07	1.36

The key findings of the FPM analysis in relation to the current supply of and demand for AGPs in Hart are as follows:

- There are three sites across Hart which offer full size AGPs which are available for community hire. The FPM modelling excludes small sided and private facilities from its analysis. (NB. The FPM also excluded the full size 3G AGP at Gibraltar Barracks as it was not known that one of the grass pitches had been converted into a 3G AGP until the site audit.)
- The three sites under review provide a combined total of three full size AGPs. Of the three full size AGPs, one is sand dressed and two have a rubber crumb pile 3G surface.
- Taking into account when the full size AGPs in Hart are publicly available, Sport England's FPM scales the supply down to 1.73 pitches available within the peak period.
- One of the three full size AGP sites is within the ownership and management control of a school (Lord Wandsworth College), one of the sites is managed by the local authority (Frogmore Leisure Centre) and the other site is owned and managed by the MOD.
- All three sites provide access to sports clubs/community associations.
- Currently there are 0.32 community accessible full size AGPs in Hart per 10,000 of the population. This is a higher per capita supply than in Basingstoke & Deane, but lower than in Rushmoor and East Hants. This figure for Hart is also below the average figures for the South East and England (0.41 pitches and 0.36 pitches respectively per 10,000 population).
- Data from the FPM shows that there is a negative supply/demand balance in Hart equivalent to 0.94 pitches, meaning that the supply of pitches is less than demand for use of those pitches.
- When the total level of unmet demand for use of AGPs located in Hart is calculated, the FPM shows that **unmet demand is equivalent to 0.43 pitches currently**. However, if the floodlit full size 3G AGP at Gibraltar Barracks was to be included, then this would reduce the negative supply / demand balance.

Figure D4: compares the total supply of community accessible AGP space (m<sup>2</sup>) per 10,000 of the population in Hart with the supply in its neighbouring boroughs. Unlike the FPM, this analysis also takes into account small sided AGPs to test how much additional pitch space is accounted for by non-full size AGPs in Hart and its neighbouring boroughs. It should be noted that figure 6.49 considers the supply of AGP space only and does not take into account the age and condition of existing facilities, demand for use of these facilities or the import and export of demand across borough boundaries.

**Figure D4: Supply of community accessible full size and small sided AGPs per 10,000 of the population – Hart comparison with geographical and statistical neighbours**

Area	Number of AGP Sites	Number of Full Size Pitches	Number of Small Sided Pitches	Total Pitch Space (m <sup>2</sup> )	Population (2011 Census)	Supply of pitch space per 10,000 population (m <sup>2</sup> ): 2011	Population (2015 Population Projection)	Supply of pitch space per 10,000 population (m <sup>2</sup> ): 2015
Hart	6	3	4	35,036	91,662	3,822	93,445	3,749
<b>Geographical Neighbours</b>								
Basingstoke & Deane	6	3	5	43,759	167,799	2,601	176,441	2,480
Bracknell Forest	12	6	8	48,400	113,205	4,275	118,495	4,084
East Hants	8	7	1	45,378	115,608	3,925	118,161	3,840
Rushmoor	6	5	2	48,605	93,807	5,181	95,851	5,071
Surrey Heath	6	3	3	32,747	86,144	3,801	87,420	3,746
West Berkshire	10	7	4	52,770	153,822	3,430	157,231	3,356
Wokingham	7	6	13	84,400	154,380	5,467	161,375	5,230
Waverley	9	8	7	48,605	121,572	3,998	124,231	3,912

The key findings of the AGP space (full and small sided pitches) comparison analysis are summarised below:

- There are four small sided AGP sites in Hart providing a total of four small sided pitches. Lord Wandsworth College is the only site which offers both full size and small sided AGP provision.
- Hart has the joint fifth highest number of small sided AGPs of the local authority areas in question with West Berkshire, which has four pitches.
- 50% of the small sided AGPs have a 3G surface.
- Hart has the sixth highest supply of pitch space per 10,000 population behind Surrey Heath.
- The level of full and small sided AGP supply per 10,000 population in Hart is very similar to that in Surrey Heath and higher than in Basingstoke and Deane, Surrey Heath and West Berkshire.
- It should be noted that Sport England's FPM modelling only takes into account full size AGPs, which can cater for a wider range of sporting activity.

Figure D5 shows the demand for AGPs generated by Hart residents currently being met by supply, compared with the national, regional and neighbouring borough averages.

**Figure D5: Satisfied Demand – demand from Hart residents currently being met by supply**

Satisfied Demand	England	South East	Hart	Basingstoke & Deane	East Hants	Rushmoor
Total number of visits which are met	1,056,016	167,312	1,659	3,039	2,170	2,146
% of total demand satisfied	83.90	84.40	83.90	78.10	92.60	91.20
% of demand satisfied who travelled by car	86.70	91.80	97.50	95.70	92.50	90.20
% of demand satisfied who travelled by foot	11	7.10	2	3.50	6.50	8.80
% of demand satisfied who travelled by public transport	2.30	1.10	0.40	0.80	0.90	1
Demand Retained	1,054,905	163,977	536	1,939	1,613	1,170
Demand Retained - as a % of Satisfied Demand	99.90	98	32.30	63.80	74.30	54.50
Demand Exported	1,111	3,335	1,122	1,100	557	976
Demand Exported - as a % of Satisfied Demand	0.10	2	67.70	36.20	25.70	45.50

The key findings of the FPM analysis in relation to satisfied demand for AGPs in Hart are as follows:

- 83.9% of demand for use of AGPs generated by Hart's 2015 population is satisfied. This level of satisfied demand is lower than the South East average (84.4%) and on a par with the national average (83.9%). It is also lower than in two of Hart's neighbouring boroughs (East Hants and Rushmoor).
- 32.3% of satisfied demand for use of AGPs in Hart is retained within the district (met by facilities located within Hart), whilst 67.7% is exported to other local authority areas (met by facilities

located outside of Hart). The level of satisfied demand amongst Hart residents which is exported to other boroughs is higher than in all of Hart’s neighbouring boroughs.

- o The fact that two thirds of Hart’s satisfied demand for AGPs is exported suggests that residents are having to leave the district to have their needs met/access better quality facilities. This is further corroborated by over 90% of residents actually having the means to do so by car.
- o The vast majority (97.5%) of satisfied demand for use of AGPs is amongst Hart residents travelling by car. This is higher than the South East and England averages (91.8% and 86.7% respectively) and higher than the average in each of Hart’s neighbouring boroughs for demand satisfied through car travel. This suggests that appropriate car parking at AGP sites in Hart is also a key requirement.

Figure D6 shows the demand from Hart residents that is not currently being met by existing provision, compared with the national, regional and neighbouring borough averages.

**Figure D6: Unmet Demand – demand from Hart residents not currently being met by supply**

Unmet Demand	England	South East	Hart	Basingstoke & Deane	East Hants	Rushmoor
Total number of visits in the peak, not currently being met	202,701	31,013	319	851	173	208
Unmet demand as a % of total demand	16.10	15.60	16.10	21.90	7.40	8.80
<b>Equivalent in Pitches - with comfort factor</b>	273.92	41.91	<b>0.43</b>	1.14	0.23	0.28
% of Unmet Demand due to:						
Lack of Capacity	80	81.10	86.30	79.10	77.10	89.10
Outside Catchment	20	18.90	13.70	20.90	22.90	10.90
Outside Catchment:	20	18.90	13.70	20.90	22.90	10.90
% Unmet demand who do not have access to a car	15.20	14.40	9.60	14.90	16.90	8.80
% of Unmet demand who have access to a car	4.80	4.40	4.20	6	6	2.10
Lack of Capacity:	80	81.10	86.30	79.10	77.10	89.10
% Unmet demand who do not have access to a car	33.90	26.40	9.70	12.90	22.90	39.10
% of Unmet demand who have access to a car	46.20	54.70	76.50	46.20	54.70	46.20

The key findings of the FPM analysis in relation to unmet demand for AGPs in Hart are as follows:

- o Currently 16.1% of demand for use of AGPs generated by Hart’s 2015 population is unmet, which is higher than the South East average (15.6%) and on a par with the national average (16.1%). This is double the level of unmet demand in neighbouring East Hants (7.4%) and Rushmoor (8.8%) but lower than in Basingstoke & Deane (21.9%).
- o 86.3% of this unmet demand is due to a lack of capacity at existing AGPs in the district, which is significant and suggests that existing AGPs are very well used during peak periods. It should be noted that this is supported by the site visits, programme of use and consultation.
- o Just 13.7% unmet demand for AGPs in Hart is due to Hart residents being located outside the catchment of an AGP. This suggests that it is the lack of availability of existing AGPs for community hire rather than their location which accounts for the vast majority of unmet demand in Hart.
- o Developing new community accessible AGPs in Hart is a potential solution in the FPM to addressing the level of unmet demand amongst the district’s residents.

Figure D7 shows how well the AGPs within Hart are used, compared with the national, regional and neighbouring borough averages.

**Figure D7: Used Capacity - How well used are the facilities?**

Used Capacity	England	South East	Hart	Basingstoke & Deane	East Hants	Rushmoor
Total number of visits used of current capacity	1,056,291	194,306	1,244	2,132	3,429	3,363
% of overall capacity of pitches used	90.40	96.30	97.20	97.20	88.40	100
% of visits made to pitches by walkers	11	6.20	2.70	5	4.10	5.60
% of visits made to pitches by road	89	93.80	97.30	95	95.90	94.40
Visits Imported: Number of visits imported	1,386	30,329	708	194	1,816	2,193
As a % of used capacity	0.10	15.60	56.90	9.10	53	65.20
Visits Retained: Number of Visits retained	1,054,905	163,977	536	1,939	1,613	1,170
As a % of used capacity	99.90	84.40	43.10	90.90	47	34.80

The key findings of the FPM analysis in relation to used capacity at AGPs in Hart are as follows:

- AGPs in Hart are operating at 97.2% capacity during peak periods each week.
- There are extremely limited opportunities to increase community usage of the current AGPs across the district and underlines how important each site currently is for current sporting activity. As such, additional AGP capacity cannot be provided within Hart without new provision.
- 97.3% of visits to AGPs in Hart are made by road travel and 2.7% by foot.
- An estimated 43.1% of the used capacity of AGPs in Hart comes from Hart residents (is related to visits to AGPs in Hart by the district’s residents). Due to the mobile nature of Hart residents with access to a car, residents are prepared to travel to facilities outside of the district to have their needs met.

*Sports Facility Calculator (SFC)*

Sport England’s SFC estimates the likely facility needs of a particular population based on estimated demand for that facility type. Figure D8 shows total additional demand for AGPs generated by projected population growth in Hart in the period 2011-2032. It compares the number of facilities that the SFC estimates are required to meet projected levels of demand both generated by the additional residents in Hart both now and in the future. The population growth presented is based on the latest adjusted 2011 Census figure used by the Hart District Council (91,662). It should be noted that the SFC does not take into account the age and condition of existing facilities or the import and export of demand across borough boundaries.

**Figure D8: Sports Facility Calculator – demand for AGPs generated by Hart’s current and future populations**

Year	Population	Projected Population Increase on 2011 Census Figure	Sports Facility Calculator Recommendation	
			Pitches	Visits per Week in the Peak period
2011	91,662	-	2.64	1,955
2015	93,445	+ 1,783	2.69	1,993
2032	107,986	+ 14,293	3.11	2,304

The SFC suggests that between 2011 and 2015 population growth in Hart barely generated demand for any additional AGP provision. By 2032 it is projected that Hart’s population will generate demand for an additional half a pitch on top of the 2011 level of demand (or an additional 349 visits per week in the peak period).

*Sport England’s Active People*

The Active People Survey found that in 2013/14 5.57% of the South East’s population aged 16+ participated in a minimum of 30 minutes of outdoor pitch sport at least once a week, which was on

a par with the national (6%) average. The sample size for Hart was insufficient to give a statistically robust result for this measure.

*Sport England’s Market Segmentation*

Sport England’s Market Segmentation Tool estimates that 5.2% of Hart’s adult (18+) population currently participate in sport in an outdoor pitch environment, which is above the regional (4.6%) and national averages (4.2%).

The Tool also estimates that 7.2% of Hart’s adult (18+) population would like to participate in more sport in an outdoor pitch environment than they currently do, which is above the regional (6.8%) and national averages (6.7%).

This level of latent demand for participation in sport in an outdoor pitch environment represents a potential adult market of 4,984 people wanting to do more based on Market Segmentation data.

**Supply and Demand Analysis Summary**

- o The number of AGPs in Hart is lower than all of its neighbouring boroughs.
- o Whilst the FPM shows that there are only two full size 3G AGPs in Hart, the site audits revealed that there is an additional floodlit full size 3G AGP at Gibraltar Barracks.
- o The FPM modelling indicates that there is a need for an additional full size AGP in the district.
- o The percentage of Hart residents that wish to use an AGP and can have their demand satisfied at 83.9% is just below the average for the South East (84.4%).
- o When the total level of unmet demand for use of AGPs located in Hart is calculated, the FPM shows that **unmet demand is equivalent to 0.43 pitches currently**. However, if the floodlit full size 3G AGP at Gibraltar Barracks is included this will be reduced.
- o The overwhelming reason for this level of unmet is a lack of capacity at AGPs (both inside and outside the district).
- o All bar one of the AGPs in Hart are considered to be operating at 100% capacity during the hours that they are open to the public in the peak period (Lord Wandsworth College is at 93%). This illustrates that there is limited opportunity to increase community usage of the current AGPs within the district and underlines how important each site is to maintain current sporting activity.
- o The majority of the use of AGPs in Hart comes from non-residents. This is due to all the AGPs in Hart being located near the borders with surrounding authorities and therefore being located within the catchment of some residents living outside the district.
- o The area in Hart with the greatest unmet demand for AGPs is in and around Fleet. This should be considered the priority area for any additional AGP provision and it should be noted that the planned AGPs at the new Hart Leisure Centre will be located in this area. There are also high levels of unmet demand in the centre of Hart and towards the east of the district.
- o The SFC shows that projected population growth in Hart between 2011 and 2032 will generate demand for half an additional AGP by 2032 and the planned AGP developments should cater for any future demand.

**Quantity Standards: AGPs**

The quantitative supply and demand analysis allows for consideration of an indicative quantity standards for AGP provision which can assist Hart District Council’s future investment decisions.

Figure D9 calculates the current supply of AGPs per 10,000 of the population in Hart as 0.32 pitches.

**Figure D9: Current Supply per 10,000 for AGPs in Hart**

Current Supply (pitches)	Population	Supply per 10,000 population
3	93,445	0.32

Figure 6.55 shows how the quantity of AGP supply per 10,000 population in Hart will be affected by projected population growth in the district up to 2032. By 2017, without additional AGP provision or additional demand being met at existing sites, the supply of AGPs per 10,000 of the population in Hart is projected to fall to 0.41. By 2032 the level of supply is projected to fall to 0.37 pitches per 10,000 of the population. This indicates that action must be taken in the period up to 2032 to ensure that the quantity of AGP supply keeps pace with additional demand generated by population growth in Hart. In order to at least maintain the existing quantity standard, additional pitches or increased capacity at existing sites will be required to ensure that demand for AGPs does not go unmet in Hart.

It should be noted that the any indicative quantity standard should not be used as a blanket reference to meeting the needs of AGP provision in Hart. This indicative standard should be regularly reviewed by Hart District Council in liaison with Sport England to take into account alterations in demand for AGPs resulting from population growth and alterations to the supply for AGPs in Basingstoke and Deane and its neighbouring local authority areas.

With this in mind it is recommended that a minimum quantity standard of 0.32 pitches per 10,000 of the population is maintained and that supply does not fall below this level, and that partners work towards meeting the evident current needs and the growing demand for AGP provision to meet the predicated population increases.

**Figure D10: Projected Impact of Population Growth on Quantity Standard for AGPs in Hart**

Year	Supply (pitches)	Population Projection	Supply per 10,000 population (pitches)
2017	4	97,631	0.41
2026	4	104,927	0.38
2032	4	107,986	0.37

### 6.7.2 Qualitative Assessment

Whilst the quantity of AGP provision in Hart is below most of its neighbours, the quality of the facility stock has been assessed via non-technical quality assessments to allow for verification of the quality of that supply in Hart.

#### Non-Technical Quality Assessment

Based on the non-technical quality assessments (as described in the methodology earlier in the report), the highest scoring AGP sites are Lord Wandsworth College and Frogmore Leisure Centre. These scores are summarised below in figure 6.56 and presented in more detail in the Appendices.

**Figure D11: Mean Quality Score – AGP Sites in Hart**

Site	Mean Quality Score (%)
Court Moor School	71% (Standard)
Frogmore Leisure Centre	81% (Good)
Gibraltar Barracks (Milney)	75% (Standard)
Lord Wandsworth College	64% (Standard) / 83% (Good)
RAF Odiham Gymnasium	75% (Standard)
Robert May's School	75% (Standard)
Peter Driver Sports Ground	76% (Standard)

The assessments reveal that most of the AGPs in Hart fall into one of two categories: standard or good. The two 'good' sites (Lord Wandsworth College and Frogmore Leisure Centre) have been built or refurbished in the last few years. All have weekly, monthly and yearly maintenance programmes in place. The smaller AGP at Lord Wandsworth School scored the lowest of all AGPs under review for a number of reasons, including its age, maintenance standards (leaves and litter on the pitch) and no DDA provision.

A number of potential improvements at individual AGP sites have been identified later on which could increase attractiveness to users and capacity for community use in the future.

### 6.7.3 Accessibility Assessment

Figure D12 identifies 1 mile/20 minute walk-to catchments and 3 mile/20 minute drive-to catchments for each of the community accessible full size AGP sites within Hart. The map illustrates that the north, north west, west, central and south east of the district fall outside of a three mile catchment of the four full size AGP sites within the district.

The distance threshold indicated on the map covers both the walk to catchments and also the associated drive time catchments that are set out earlier in the study report.



**Figure D12: Map of Audited Full Size AGP Sites in Hart (1 mile walk-to and 3 mile drive-to catchments marked)**

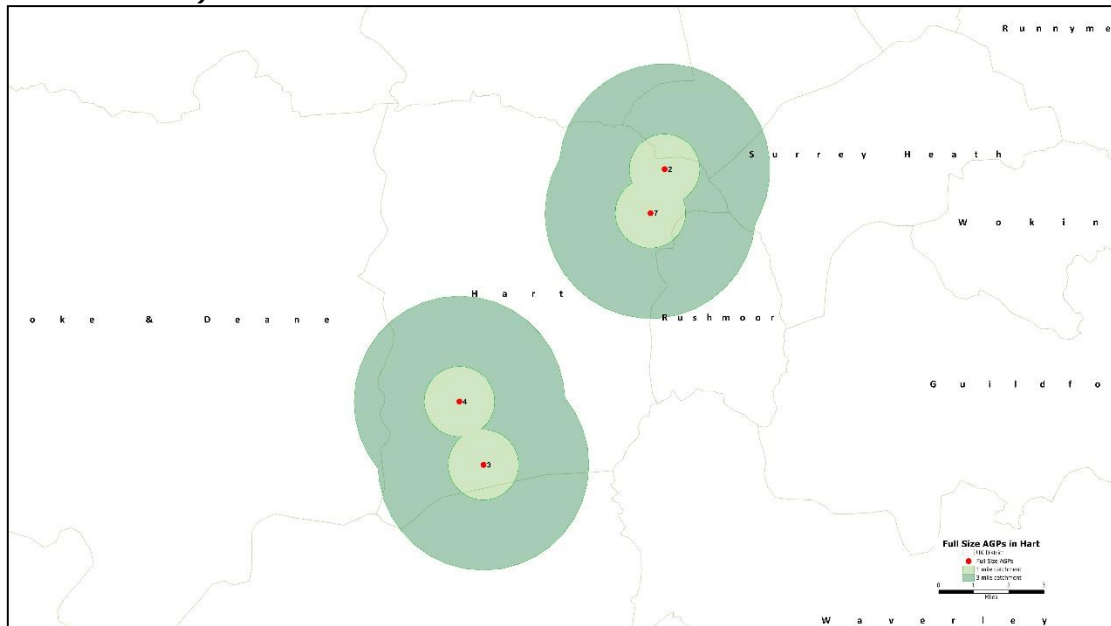
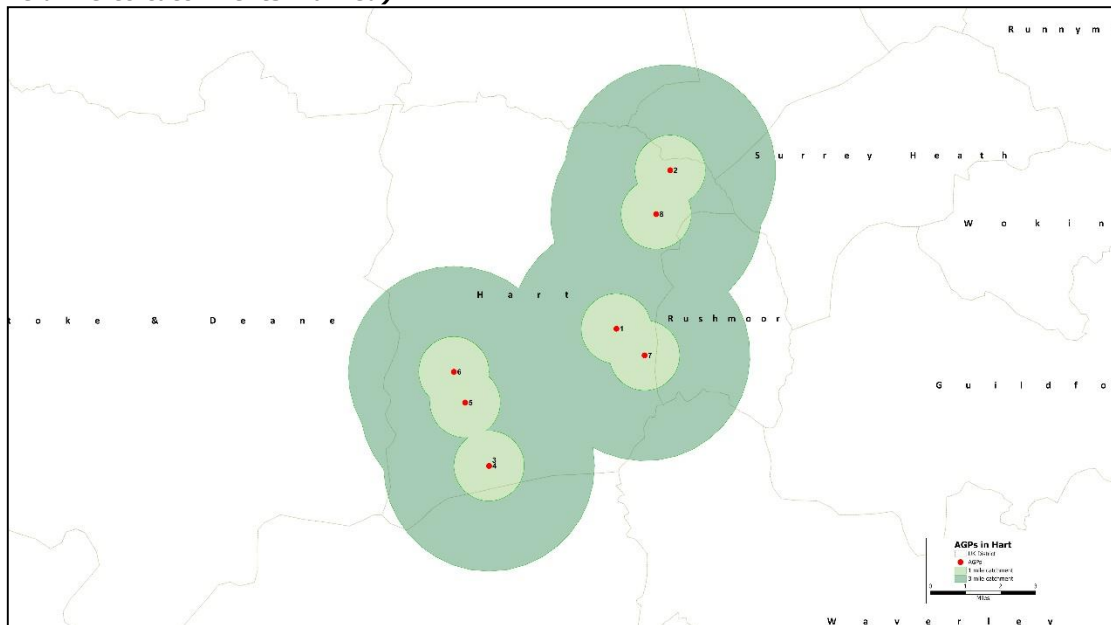


Figure D13 identifies 1 mile/20 minute walk-to catchments and 3 mile/20 minute drive-to catchments for each of the community accessible AGP sites (full size and small sided) within Hart. The map illustrates a different picture to Figure 6.57 above, with areas in the north, north west and west of the district falling outside of a three mile catchment of the seven sites.

**Figure D13: Map of Audited Full Size AGP Sites and Small Sided AGP Sites in Hart (1 mile walk-to and 3 mile drive-to catchments marked)**



Figures D14 and D15 below show the location of the full size AGP sites in Hart under review in the context of provision in neighbouring boroughs and aggregated unmet demand for use of AGPs in Hart and its neighbouring boroughs.

**Figure D14: Location of Full Size AGPs in Hart and Neighbouring Boroughs**

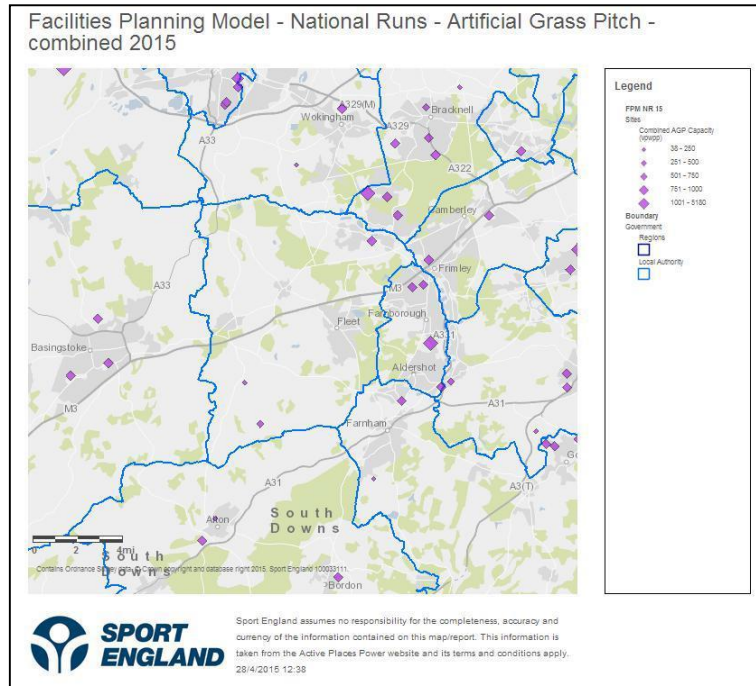
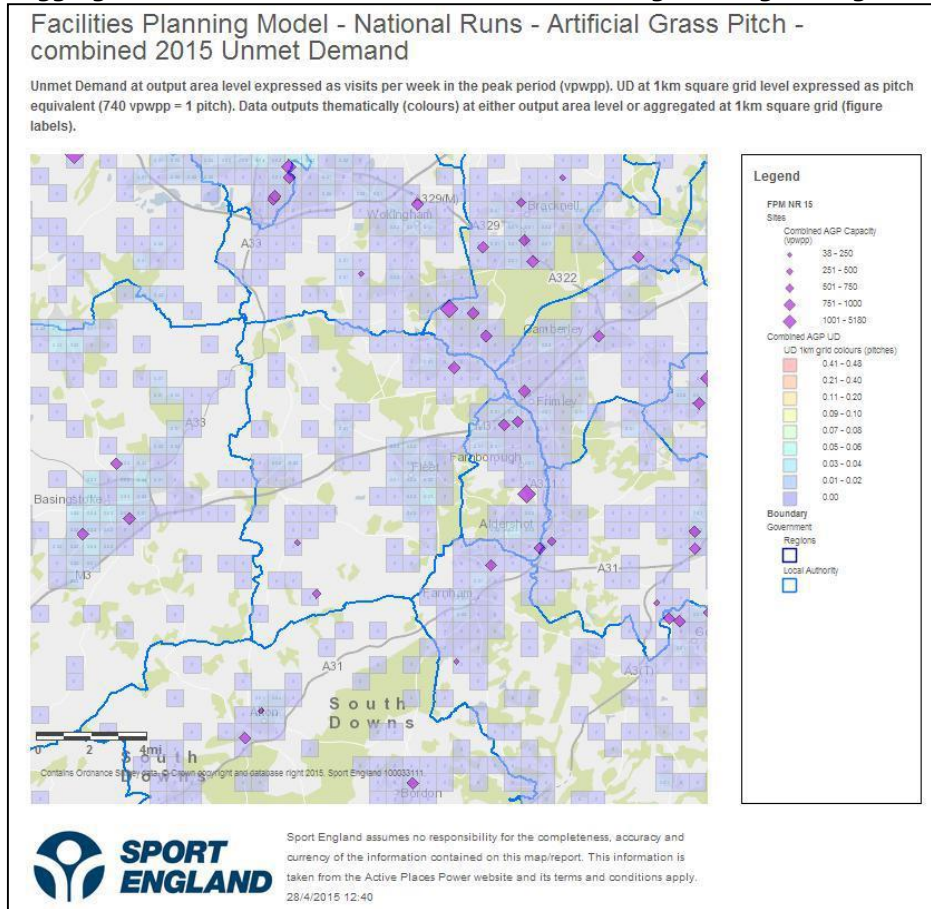


Figure D14 indicates that there are large parts of the district that do not have AGPs located within them. A number of AGPs are located in Hart’s neighbouring boroughs, close to the border with Hart. AGP sites located close to Hart in its neighbouring boroughs include: Edgbarrow Sports Centre, Sandhurst Sports Centre and Wellington Health & Fitness Club (Wellington College) in Bracknell Forest, The Samuel Cody Specialist Sports College and The Sixth Form College Farnborough in Rushmoor and Kings International College in Surrey Heath. There is a notable lack of AGP provision in the north, north west, west, south and south east of Hart.

Figure D15 illustrates the differing levels of unmet demand for AGPs that exist across Hart. Whilst some of the areas of unmet demand can be found around the current sites, there are slightly higher levels of unmet demand highlighted in other parts of Hart where no AGPs currently located, such as in and around Fleet (which is densely populated).

**Figure D15: Aggregated Unmet Demand for AGPs in Hart and Neighbouring Boroughs**



The existing full size AGP which could potentially increase its usage capacity according to the FPM modelling (Lord Wandsworth College) is located in the south east of Hart where there is some level of unmet demand for AGPs. This indicates that not only is additional provision required in the south east of the district to increase capacity and reduce the existing level of unmet demand, but as mentioned previously, in and around the Fleet area.

This is further corroborated by the fact that The FA has identified through Local Area Data (LAD) and latent demand that there is a deficit of one 3G AGP in Hart.

It should also be noted that there is considerable unmet demand in and around Frogmore Leisure Centre in the north of the district. This could be attributed to the fact that in recent times, hockey has been displaced from Hart due to insufficient provision of playing surfaces suitable for hockey. The recent change to the surface at Frogmore Leisure Centre has left Hart without any AGPs suitable for hockey. Despite retaining their Hart based names and the majority of their membership residing in Hart, Fleet & Ewshot Hockey Club and Yateley Hockey Club now have to play in the neighbouring boroughs of Rushmoor and Bracknell Forest.

#### 6.7.4 Local Needs and Consultation

The key findings of the consultation process relevant to AGP provision in Hart are summarised below:

- o Hampshire County FA have identified a need for additional 3G AGP provision in Hart based on local area data and the level of latent demand identified through FPM modelling.
- o For match play and training for all age groups there is a need to secure more FA compliant floodlit 3G AGPs (with secured access agreements) on managed sites with good quality changing and social facilities. This will have the benefit of reducing reliance on open access park pitches where it is difficult to maintain pitch quality and cleanliness (from dog fouling) and to sustain ancillary facilities.
- o On the basis there are 238 teams playing competitive football in Hart, the Playing Pitch Strategy through Hampshire FA analysis, identifies a need for at least 4 full size 3G AGPs in Hart to meet

the training needs of these clubs. Currently, there is the equivalent of three full size floodlit accessible 3G AGP's in Hart leaving a shortfall of one full size pitch. This will be addressed through the provision of one full size 3G AGP at Hart Leisure Centre and one full size 3G AGP at Calthorpe Park School. Any initial consideration that this represents an oversupply for Hart is likely to be very short lived as the Council and its partners look to provide for the future and Hampshire FA continue to work with the community clubs to decant a high proportion of junior football onto 3G AGPs.

- o Fleet Town Girls and Ladies FC stated that they may need more pitches for matches if they can achieve the growth they are planning. They are keen to use winter training facilities on 3G AGPs in Fleet as they become available rather than travelling to Aldershot.
- o England Hockey have confirmed that Hart District is a priority area for their sport as there is very high latent demand and strong proactive clubs which are growing, but no longer play in the area. As such, developing new facilities in Hart is a priority for them and they and Sport England intend to invest in a new facility at Eversley Sports Association (ESA) to principally support Yateley Hockey Club.
- o Fleet & Ewshot Hockey Club stated that there are currently no full-size AGPs suitable for hockey available in Hart. As a result, the club and Yateley Hockey Club do not currently use facilities in Hart.
- o Yateley Hockey Club have also stated that building their own AGP facility for hockey in Hart (at Eversley Sports Association), which is a part of a wider development plan to increase the size and standing of the club, is a key priority for them.

### 6.7.5 Priorities for Dedicated AGPs

The priorities below are set out in line with Sport England's priorities for forward planning under the headings of protect, enhance and provide as detailed previously in the methodology.

Figure D16 below sets out the AGP improvements and priorities for Hart.

**Figure D16: AGP Priorities, Improvement and Recommendations**

Protect	Enhance	Provide
<p>Maintain the current level of AGP provision across Hart at a minimum. Ensure that the per capita AGP supply does not fall below <b>0.32 pitches per 10,000 of the population</b>.</p> <p>Ensure that existing community use programmes on school sites are maintained.</p>	<p>Enhance the capacity of the AGP provision within the district. Priority sites to consider:</p> <ul style="list-style-type: none"> <li>o Robert May's School – the three-quarter sized 3G AGP is not fully accessible by the community due to the floodlighting constraints put on their original planning permission. Now that the floodlights and the site has been in operation for a couple of years the school should apply to extend the hours of use for the floodlights.</li> </ul> <p>Enhance the quality of the AGP provision within the district so as to increase their rating from standard to good. Priority sites to consider:</p> <ul style="list-style-type: none"> <li>o Robert May's School – the existing school changing rooms are in urgent need of refurbishment and current AGP users are having to use temporary portacabins by the side of the pitch.</li> <li>o Lord Wandsworth College – replace the surface of the three quarter size second sand filled AGP as it is more than 12 years old and coming to the end of its life.</li> </ul>	<p>A new full size 32mm 3G AGP at Calthorpe Park School.</p> <p>As part of the redevelopments for the new Hart Leisure Centre the following facilities will be provided:</p> <ul style="list-style-type: none"> <li>o Four x floodlit 5-a-side 3G AGPs</li> <li>o One x floodlit full size 3G AGP</li> </ul> <p>Plans are currently being developed to build a floodlit full size sand filled AGP at Eversley Sports Association in conjunction with Yateley Hockey Club. The Council should work with England Hockey to support this project that meets the latent hockey demand.</p>

Protect	Enhance	Provide
<p><b>Prioritisation and Outline Investment Needs</b></p> <p><b>Short Term (1-3 years)</b></p> <ol style="list-style-type: none"> <li>1. Robert May’s School – apply for an extension to the planning permission to extend the hours of use for the existing floodlights.</li> <li>2. New floodlit full size 3G AGP at Calthorpe Park School</li> <li>3. New floodlit full size and floodlit small sided 3G AGPs as part of the redevelopment of Hart Leisure Centre (budget identified).</li> </ol> <p><b>Medium Term (3-5 years)</b></p> <ol style="list-style-type: none"> <li>4. New floodlit full size sand-filled AGP as part of the new developments at Eversley Sports Association</li> <li>5. No changes proposed.</li> </ol> <p><b>Long Term (5 years+)</b></p> <ol style="list-style-type: none"> <li>6. No changes proposed.</li> </ol>		
<p><b>Future Needs for AGPs</b></p> <p>The priorities set out above will address the current unmet demand and future demand by improving access to and the capacity of the current AGP stock whilst addressing the needs of Hart with the focus on a realistic aim for additional investment.</p> <p>As part of the overall review process the growing population within the district will impact on the current supply (and the projected increase in supply) and unmet demand. The regular review of this study every two years will need to include updated Sport England FPM analysis.</p>		